

1. Eight Days a Week
2. Ob-la-di Ob-la-da
3. Imagine
4. Here Comes the Sun
5. In My Life
6. Let It Be
7. You've Got to Hide Your Life Away

Beatles Class in Zoom  
Starts in January 2022

- pluck
- strum
- riffs
- transpose
- assemble

# Beatles Class Medley

Autumn 2021



**Intro:** C . G . | Am . F . | C . G . | F . ' C .

A	0	—	—	3	—
E	1	—	3	1	0
C	0	—	4	2	0
G	2	—	—	—	0

*(easy walk-down)*

Slowly

*mf*

The musical score is written in 4/4 time. The first system features a treble clef staff with chords and a bass clef staff with a walking bass line. The second system continues the melody in the treble clef and the bass line. The tempo is marked 'Slowly' and the dynamic is 'mf'.

Starting note G

**C** **G**  
When I find myself in times of trouble,

**Am** **F**  
Mother Mary comes to me

**C** **G** **F Em Dm C**  
Speaking words of wisdom, let it be - -

**C** **G**  
And in my hour of darkness,

**Am** **F**  
She is standing right in front of me

**C** **G** **F Em Dm C**  
Speaking words of wisdom, let it be - -

**Am** **G** **F** **C**  
Let it be, let it be, let it be, let it be

**C** **G** **F Em Dm C**  
Whisper words of wisdom, let it be - -

		F	.	'	C	.
A	—	0	—	—	3	—
E	—	1	—	3	1	0
C	—	0	—	4	2	0
G	—	2	—	—	0	—

**C** **G**  
And when the broken hearted people

**Am** **F**  
Living in the world agree

**C** **G** **F Em Dm C**  
There will be an answer... let it be - -

**C** **G**  
For though they may be parted

**Am** **F**  
There is still a chance that they will see

**C** **G** **F Em Dm C**  
There will be an answer, let it be - -

**Am** **G** **F** **C**  
Let it be, let it be, let it be, let it be

**C** **G** **F Em Dm C**  
Yeah there will be an answer, let it be - -

**Am** **G** **F** **C**  
Let it be, let it be, let it be, let it be

**C** **G** **F Em Dm C**  
Whisper words of wisdom, let it be - -

	[C]	[G]	[C]	[G]
A	---3-----	-2-----	---3-----	-2-----
E	-0-----0-1-3-	-3-----	-0-----0-1-3-	-3-----
C	-0-----	-2-----	-0-----	-2-----
G	-----	-0-----	-----	-0-----

The image shows a musical score for guitar in 4/4 time. The treble clef staff contains a melody starting on G4, moving up stepwise to B4, then down to A4, G4, and finally a whole note chord of G4-B4-D5. The bass clef staff contains a simple bass line: 0, 3, 0, 1, 3, 2, 2, 0, 3, 0, 1, 3, 2, 3, 2, 0. Above the treble staff, chord diagrams for C major and G major are shown. The C major chord diagram has three open circles above the first three strings. The G major chord diagram has an open circle above the first string and dots on the second, third, and fourth strings.

Starting note G

There are **[C]** places **[G]** I'll re-**[Am]**member **[C7]**  
 All my **[F]** li-i-i-**[Fm]**ife though **[C]** some have changed  
 Some for-**[C]**ever **[G]** not for **[Am]** better **[C7]**  
 Some have **[F]** go-o-o-**[Fm]**one and **[C]** some remain

All these **[Am]** places had their **[F]** moments  
 With **[Bb]** lovers and friends, I **[C]** still can recall  
 Some are **[Am]** dead and some are **[D]** living  
 In **[Fm]** my-y-y-y life, I've **[C]** loved them all

The image shows a musical score for guitar in 4/4 time. The melody is written on a treble clef staff with a key signature of one flat (Bb). The bass line is written on a bass clef staff. Above the treble staff, two chord diagrams are shown: C (at the beginning) and G (at the end). Below the bass staff, a sequence of eight chord diagrams is provided, each with a label above it: Am, Bb, C, C7, F, Fm, G, and G7. The diagrams use a 6-string grid with red dots indicating finger positions. The bass staff contains the following fret numbers: 0, 3, 0, 1, 3, 2, 2.



Starting note G

C . . Cmaj7 | F . . . | C . . Cmaj7 -- | F . . .

A 2 0 0 0 0 1 2 | 0 0 0 0 0 0 | 2 0 0 0 0 0 | 0 0 0 0 0 0

E 3 3 3 | 1 3 3 3 | 1 3 3 3 | 1 3 3 3

C 0 0 0 0 0 | 0 0 0 0 0 0 | 0 0 0 0 0 0 | 0 0 0 0 0 0

G 0 2 | 0 2 | 0 2 | 0 2

**C** **Cmaj7 F** **C**  
 Imagine there's no heaven

**Cmaj7 F C**  
 it's easy if you try

**Cmaj7 F C**  
 No Hell below us

**Cmaj7 F**  
 above us only sky

**F/C Am/C Dm F G C G7**  
 Imagine all the people living for today

Am/C C Cmaj7 Dm E7 F F/C

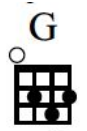
**C** **Cmaj7 F** **C**  
 Imagine there's no countries,

**Cmaj7 F C**  
 it isn't hard to do

**Cmaj7 F C F**  
 nothing to kill or die for no religion too

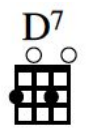
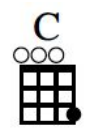
**Am/C Dm F G G7**  
 Imagine all the people living life in peace

# Intro in G



Hammer with middle finger

Keep the G-chord shape



Musical notation for the first system (measures 1-4). The top staff is a treble clef with a key signature of one sharp (F#) and a 4/4 time signature. The bottom staff is a guitar TAB. A purple oval highlights the first two measures of the melody.

1 & 2 & 3 & 4 & | 1 & 2 & 3 & 4 & | 1 & 2 & 3 & 4 & | 1 & 2 & 3 & 4 &

TAB: 2 3 | 0 2-2 3 3 | 2 0-0 3 3 0 0 | 0-0 3 3 0 | 2 0 2 3 3 0-0

| - - D U D U - U | - - D U - U - U | - - D - - U - U | D U D U - U - - |

Musical notation for the second system (measures 5-8). The top staff is a treble clef with a key signature of one sharp (F#) and a 4/4 time signature. The bottom staff is a guitar TAB. A purple oval highlights the first two measures of the melody.

5

1 & 2 & 3 & 4 & | 1 & 2 & 3 & 4 & | 1 & 2 & 3 & 4 & | 1 & 2 & 3 & 4 &

TAB: 2 3 | 0 2-2 3 3 | 2 0-0 3 3 0 0 | 2 2 0-0 3 3 2 2

| - - D U D U - U | - D U - U - U | - U - U - U - U | - - - - - - - - |

Riff2  
 A | --2-----0--2--  
 E | ---3-----

Starting note B

Riff3

A	-----0-----0-----0-----0-----
E	-----3-----3-----3-----3-----3-2-0-----
C	-----4-----2-----0-----2-----2-----
G	-----

**G**  
 Here comes the sun, du, du, du, du,

**Cmaj7** **A7**  
 Here comes the sun

**G**  
 And I say, it's alright. (Riff3)

**G** **Cmaj7** **D**  
 Little darling, it's been a long cold lonely winter.

**G** **Cmaj7** **D**  
 Little darling, it feels like years since it's been here.

**G**  
 Here comes the sun, du, du, du, du, (Riff2)

**Cmaj7** **A7**  
 Here comes the sun

**G**  
 And I say, it's alright. (Riff3)

**G** **Cmaj7** **D**  
 Little darling, the smile's returning to their faces.

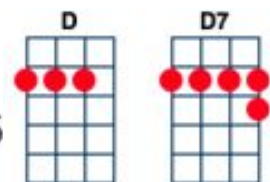
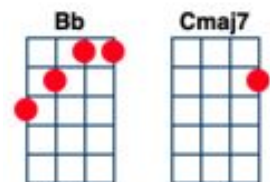
**G** **Cmaj7** **D**  
 Little darling, it seems like years since it's been here.

**G**  
 Here comes the sun, du, du, du, du, (Riff2)

**Cmaj7** **A7**  
 Here comes the sun

**G**  
 And I say, it's alright. (Riff3)

**Bb** **F** **C** **G** **D7**  
 Sun, sun, sun, here it comes x5





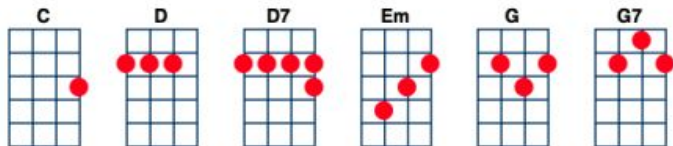
Starting note B

High G Ukulele

A -----2-5-----2-5-|  
 E  
 -3-----3-----|repeat  
 C -----|until  
 G -----|ready  
 1 & 2 & 3 & 4 & |

Low G Ukulele

A -----|  
 E  
 -----|repeat  
 C -----2-----2-|until  
 G -0---4---0---4---|ready  
 1 & 2 & 3 & 4 & |



**G** Desmond has a barrow in the **D** market place.

**D7** Molly is the singer in a **G** band.

Desmond says to Molly, "Girl, I **G7** like your face" **C**

And Molly **G** says this as she **D7** takes him by the **G** hand...

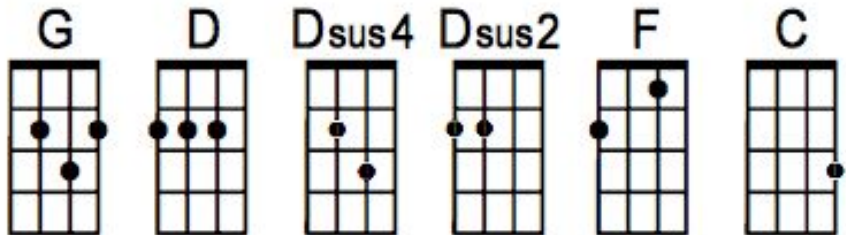
**G** Ob-la--di, ob-la-da, life goes **D** on, bra, **Em**

**G** La la how that **D7** life goes **G** on

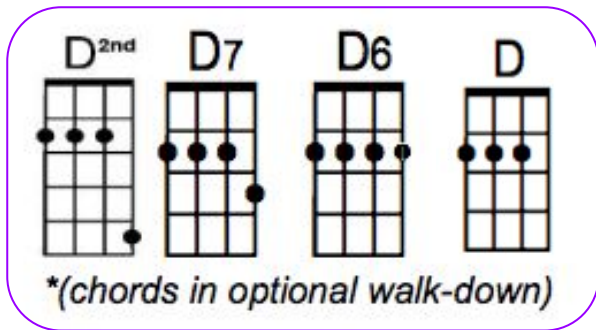
**G** Ob-la--di, ob-la-da, life goes **D** on, bra, **Em**

**G** La la how that **D7** life goes **G** on

Starting note G



6/8 time Suggested strum: d d u d u



\*(chords in optional walk-down)

**Intro:** G . . . . . |

G . . D . . | F . . G . . | C . . . . . | F . . C . . |  
 Here— I stand— head— in ha—and turn— my face— to the wall—

G . . D . . | F . . G . . | C . . . . . | F . . C . . | D Dsus2 | Dsus4 D |  
 If she's gone— I can't— go o-o-on— feelin'— two— foot sma—a—all—

G . . D . . | F . . G . . | C . . . . . | F . . C . . |  
 E—vry where— peo—ple stare— each and— ever—y day—

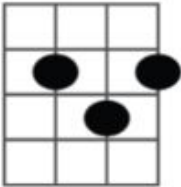
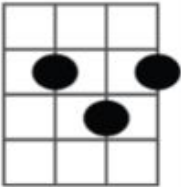
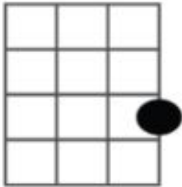
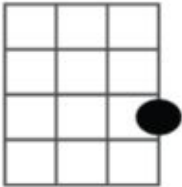
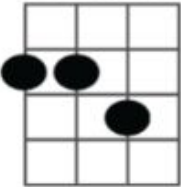
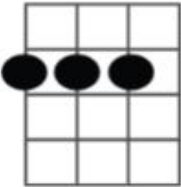
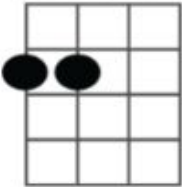
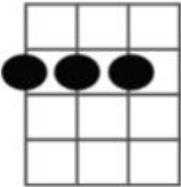
G . . D . . | F . . G . . | C . . . . . |  
 I— can see— them laugh— at me—e— and— I— hear them

F . . C . . | \*D<sup>2nd</sup> . . D7 . . | D6 . . D . . |  
 say— ay— ay—

# Chorus

G . . . . | C . . . . | Dsus4 . . D . . | Dsus2 . . D . . |  
Hey— you've got to hide— your— love a—way—

G . . . . | C . . . . | Dsus4 . . D . . | Dsus2 . . D . . |  
Hey— you've got to hide— your— love a—way—

<b>G</b> 	<b>G</b> 	<b>C</b> 	<b>C</b> 	<b>Dsus4</b> 	<b>D</b> 	<b>Dsus2</b> 	<b>D</b> 
D- du du	D- du du	D- du du	D- du du	D- du du	D- du du	D- du du	D- du du

[C] ↓ ↑↓ ↓ / [D7] ↓ ↑↓ ↓ / [F] ↓ ↑↓ ↓ / [C] ↓ ↑↓ ↓ / Intro & outro

Starting note E

[C] Ooh I need your [D] love babe  
[F] Guess you know it's [C] true  
[C] Hope you need my [D] love babe  
[F] Just like I need [C] you

[G] Eight days a [G] week  
I [Am] ↓ lo-o-o-o-[Am] ↓ o-ove you [Am] ↑↓  
[D7] Eight days a [D7] week  
Is [F] not enough to [G7] show I care

## CHORUS

[Am] ↓ Hold me ↑↓ [F] ↓ Love me ↑↓  
[Am] ↓ Hold me ↑↓ [D] ↓ Love me ↑↓  
I [C] ain't got nothin' but [D] love babe  
[F] Eight days a [C] week

[C] Love you every [D] day girl  
[F] Always on my [C] mind  
[C] One thing I can [D] say girl  
[F] Love you all the [C] time

CHORUS

First verse

CHORUS

BRIDGE

Second Verse

CHORUS

[F] Eight days a [C] week x 2