



Vacation

in c

The Go Go's

LH: start with pinky

Chord diagrams for the first system:

- C:
- C(sus4):
- C:
- Cm(add9):
- Am:
- F:
- Am:

Musical notation for the first system (4/4 time):

- Staff 1 (Melody): C4 (quarter), C4-E4 (half), C4 (quarter), C4-B3 (half), C4-E4 (half), C4 (quarter), C4 (quarter), C4 (quarter).
- Staff 2 (TAB): 0, 1-0 (bowed), 0, 2-0, 0-0 (bowed), 1, 0, 0.

Chord diagrams for the second system:

- F:
- G(sus4):
- C:

Musical notation for the second system (4/4 time):

- Staff 1 (Melody): C4 (quarter), C4 (quarter), C4-E4 (half), C4-E4 (half), C4-E4 (half), C4-E4 (half), C4-E4 (half), C4-E4 (half).
- Staff 2 (TAB): 0 2, 2 4, 0, 3 0 0 3 0 0, 3 0 0 3 0 0, 3 0 0 3 0 0.

Verse 1:

C **F** **Gsus4 G Gsus2 G**

Can't seem to get my mind off of you

C **F** **Gsus4 G Gsus2 G**

Back here at home there's nothin' to do

F **G**

Now that I'm away

F **G**

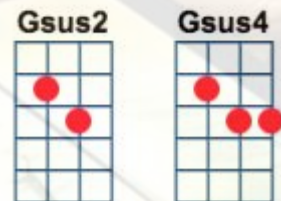
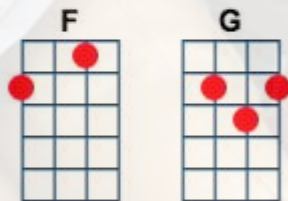
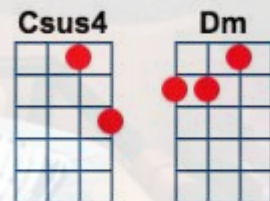
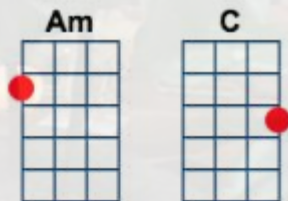
I wish I'd stayed

F **G**

Tomorrow's a day of mine

F **G**

That you won't be in



Verse 2:

C **F** **Gsus4 G Gsus2 G**

When you looked at me, I should have run

C **F** **Gsus4 G Gsus2 G**

But I thought it was just for fun

F **G**

I see I was wrong

F **G**

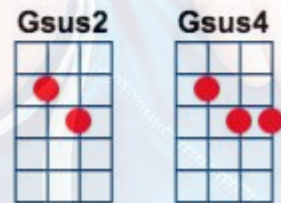

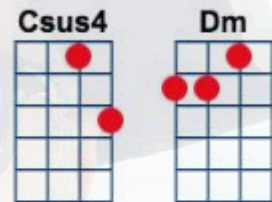
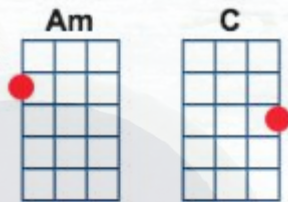
And I'm not so strong

F **G**

I should have known all along

F **Dm**

That time would tell



Pre-chorus:
G Am
A week without you
G F
Thought I'd forget
G Am
Two weeks without you and I
F G
Still haven't gotten over you yet



Chorus:

C **G**
Vacation - all I ever wanted

F **G**
Vacation - had to get away

C **G**
Vacation - meant to be spent alone

C **G**
Vacation - all I ever wanted

F **G**
Vacation - had to get away

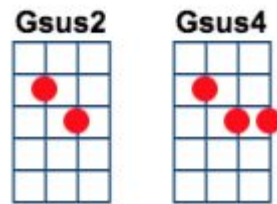
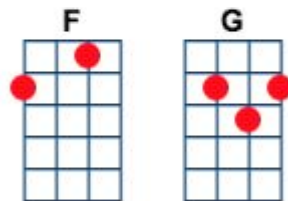
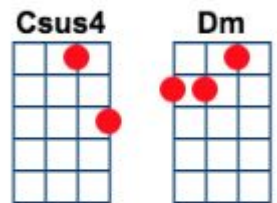
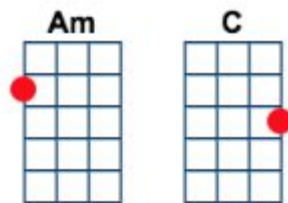
C **G**
Vacation - meant to be spent alone



Am **F** **G**



Am





Chord diagrams and musical notation for a piece in 4/4 time.

Chord Diagrams:

- C: $\begin{array}{|c|c|c|c|c|c|} \hline \circ & \circ & \circ & & & \\ \hline & & & & & \\ \hline & & & & & \\ \hline & & & & & \\ \hline & & & & & \\ \hline & & & & & \\ \hline \end{array}$
- C(sus4): $\begin{array}{|c|c|c|c|c|c|} \hline \circ & \circ & & & & \\ \hline & & & & & \\ \hline & & & & & \\ \hline & & & & & \\ \hline & & & & & \\ \hline & & & & & \\ \hline \end{array}$
- Cm: $\begin{array}{|c|c|c|c|c|c|} \hline \circ & \circ & \circ & & & \\ \hline & & & & & \\ \hline & & & & & \\ \hline & & & & & \\ \hline & & & & & \\ \hline & & & & & \\ \hline \end{array}$
- Cm(add9): $\begin{array}{|c|c|c|c|c|c|} \hline \circ & \circ & \circ & \circ & & \\ \hline & & & & & \\ \hline & & & & & \\ \hline & & & & & \\ \hline & & & & & \\ \hline & & & & & \\ \hline \end{array}$
- Am: $\begin{array}{|c|c|c|c|c|c|} \hline \circ & \circ & & & & \\ \hline & & & & & \\ \hline & & & & & \\ \hline & & & & & \\ \hline & & & & & \\ \hline & & & & & \\ \hline \end{array}$
- F: $\begin{array}{|c|c|c|c|c|c|} \hline \circ & & & & & \\ \hline & & & & & \\ \hline & & & & & \\ \hline & & & & & \\ \hline & & & & & \\ \hline & & & & & \\ \hline \end{array}$
- Am: $\begin{array}{|c|c|c|c|c|c|} \hline \circ & \circ & & & & \\ \hline & & & & & \\ \hline & & & & & \\ \hline & & & & & \\ \hline & & & & & \\ \hline & & & & & \\ \hline \end{array}$
- F: $\begin{array}{|c|c|c|c|c|c|} \hline \circ & & & & & \\ \hline & & & & & \\ \hline & & & & & \\ \hline & & & & & \\ \hline & & & & & \\ \hline & & & & & \\ \hline \end{array}$
- G(sus4): $\begin{array}{|c|c|c|c|c|c|} \hline \circ & & & & & \\ \hline & & & & & \\ \hline & & & & & \\ \hline & & & & & \\ \hline & & & & & \\ \hline & & & & & \\ \hline \end{array}$
- C: $\begin{array}{|c|c|c|c|c|c|} \hline \circ & \circ & \circ & & & \\ \hline & & & & & \\ \hline & & & & & \\ \hline & & & & & \\ \hline & & & & & \\ \hline & & & & & \\ \hline \end{array}$

Musical Notation:

4/4 time signature. The piece consists of two systems of notation.

System 1:

- Staff 1 (Treble Clef): Chords C, C(sus4), Cm, Cm(add9), Am, F, Am. Includes the instruction "LH: start with pinky".
- Staff 2 (TAB): Fingerings 0, 1, 1, 0, 0, 2, 0, 0, 0, 0, 0, 0.

System 2:

- Staff 1 (Treble Clef): Chords F, G(sus4), C. Includes a repeat sign.
- Staff 2 (TAB): Fingerings 0, 2, 4, 3, 0, 0, 3, 0, 0, 3, 0, 0, 3, 0, 0, 3, 0, 0.

A video recording of two women performing a song. The woman on the left has long brown hair and is wearing a colorful patterned top. The woman on the right has long dark hair and is wearing a pink top, holding a black ukulele. They are both smiling and looking upwards. The background consists of white horizontal window blinds.

Pre-chorus:

G **Am**
A week without you

G **F**
Thought I'd forget

G **Am**
Two weeks without you and I

F **G**
Still haven't gotten over you yet

Chorus:

C **G**
Vacation - all I ever wanted

F **G**
Vacation - had to get away

C **G** **Am** **F** **G**
Vacation - meant to be spent alone

C **G**
Vacation - all I ever wanted

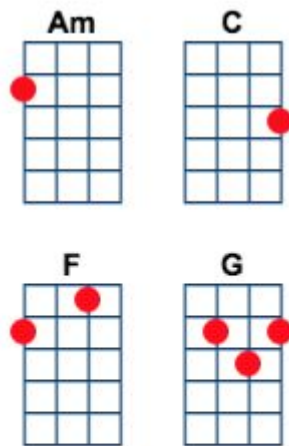
F **G**
Vacation - had to get away

C **G** **Am** **F** **G**
Vacation - meant to be spent alone

C **G**
Vacation - all I ever wanted

F **G**
Vacation - had to get away

C **G** **Am** **F** **G**
Vacation - meant to be spent alone



Am F G C