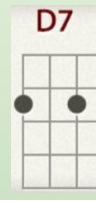


Day Tripper by Paul McCartney and John Lennon 1965

RIFF OVER [C7] and [F7]



C7

1 2 1 1 4 1 3 1 4 1

TAB 0 3 4 3 6 (6) 3 5 3 6 3

F7

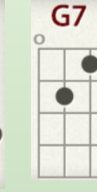
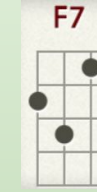
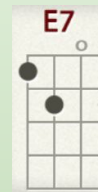
1 2 1 1 4 1 3 1 4 1

TAB 5 8 9 8 8 11 (11) 8 10 8 11 8

BLUES VAMP: [C7] / / / / / / [F7] / / / [C7] / / /
 [D7] / / / / / / [F7] / [E7] / [A7] / [G7] /



Day Tripper by Paul McCartney and John Lennon 1965



C7

2 1 1 4 1 3 1 4 1

TAB 0 3 4 3 3 6 (6) 3 5 3 6 3

The image shows a musical score for the first verse of 'Day Tripper'. It consists of a treble clef staff in 4/4 time with a C7 chord indicated above the first measure. The melody is written with eighth and quarter notes, including accidentals (flats). Below the staff is a guitar tablature line with fret numbers and a slash indicating a slide. Fingerings are indicated by numbers 1-4 above the notes. The chord sequence C7, F7, D7, E7, F7, G7 is implied by the lyrics and chord diagrams above.

FIRST VERSE:

[C7] Got a good reason for taking the easy way out.

[F7] Got a good reason for [C7] taking the easy way out.

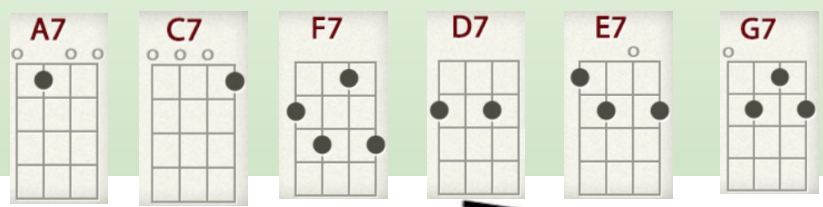
She was a [D7] day tripper, one way ticket, yeah.

It took me [F7] so -- [E7] long to find

[A7] out and I found [G7] out.



SECOND VERSE:



C7

2 1 1 4 1 3 4 1 4 1

TAB 0 3 4 3 6 (6) 3 5 3 6 3

The image shows a musical score for the second verse of 'Day Tripper'. It consists of a treble clef staff with a 4/4 time signature and a guitar TAB staff below it. The melody is written in G major with a C7 chord indicated at the start. The TAB staff shows the fret numbers for each note, with some notes having fingerings (1-4) written above them. The TAB staff is divided into two measures by a vertical line.

[C7] She's a big teaser. She took me half the way there.

[F7] She's a big teaser. [C7] She took me half the way there.

She was a [D7] day tripper, one way ticket, yeah.

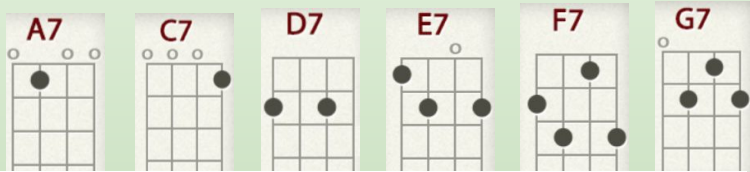
It took me [F7] so -- [E7] long to find

[A7] out and I found [G7] out.

STRUM: [C7] // // // // //



RIFF OVER [C7] (twice) and [F7] and [C7]



C7

Musical notation for the C7 riff. The treble clef and 4/4 time signature are shown. The riff consists of two measures. The first measure contains notes G4, A4, Bb4, and C5. The second measure contains notes Bb4, A4, G4, and F4. The guitar tablature below shows the fret numbers for each note: 0, 3, 4, 3, 3, 6, (6), 3, 5, 3, 6, 3.

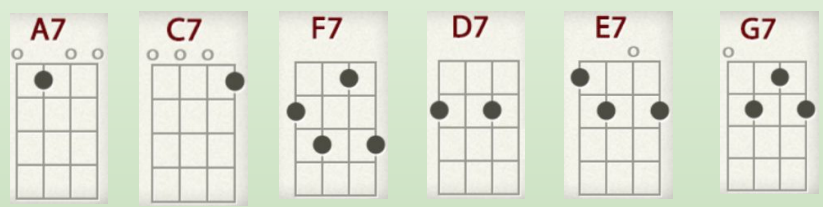
F7

Musical notation for the F7 riff. The treble clef and 4/4 time signature are shown. The riff consists of two measures. The first measure contains notes G4, A4, Bb4, and C5. The second measure contains notes Bb4, A4, G4, and F4. The guitar tablature below shows the fret numbers for each note: 5, 8, 9, 8, 8, 11, (11), 8, 10, 8, 11, 8.

STRUM VAMP: [C7] // // // // // [F7] // // [C7] // //
 [D7] // // // // // [F7] / [E7] / [A7] / [G7] /



LAST VERSE:



[C7] Tried to please her, but she only played one night stands.

[F7] Tried to please her,

but [C7] she only played one night stands.

Now, she was a [D7] day tripper, Sunday driver, yeah.

It took me [F7] so -- [E7] long to find

[A7] out and I found [G7] out. STRUM: [C7] // // // // //

END: [F7] Day tripper, day tripper, [C7] yeah

[F7] Day tripper, day tripper, [C7] yeah!

