

Sixties Social



Wednesday 16th May 2018
Jam from 7 to 9:30 pm

Walter Baker Artist Lofts

1231 Adams Street
Boston, MA 02124
Common Room

Free street parking & the lots of Star Market & CVS

Nearest T: **Milton T** (red line to Ashmont then Mattapan Trolley)

1. [There's A Kind Of Hush](#) - 1967, Les Reed and Geoff Stephens (Herman's Hermits)
2. [Sugar, Sugar](#) - 1969, Jeff Barry and Andy Kim (The Archies)
3. [Happy Together](#) - 1967, Garry Bonner and Alan Gordon (The Turtles)
4. [I'm A Believer](#) - 1966, Neil Diamond (The Monkees)
5. [Bus Stop](#) - 1966, Graham Gouldman (The Hollies)
6. [Sweet Caroline](#) - 1969, Neil Diamond
7. [The Times They Are A-Changin'](#) - 1963, Bob Dylan
8. [Today](#) - 1964, Randy Sparks (The New Christie Minstrels)
9. [Chapel of Love](#) - 1964, The Dixie Cups

10. [Build Me Up Buttercup](#) - 1968, Mike D'Abo and Tony Macaulay (The Foundations)
11. [My Girl](#) -1965, The Temptations
12. [Stand By Me](#) - 1960, Ben King, Jerry Lieber and Mike Stoller
13. [Daydream Believer](#) - 1967, John Stewart (The Monkees)
14. [All My Loving](#) - 1963, Lennon-McCartney (The Beatles)
15. [I Only Want To Be With You](#) - 1964, Mike Hawker and Ivor Raymonde (Dusty Springfield)
16. [I Got You Babe](#) - 1965, Sonny Bono (and Cher)
17. [Downtown](#) - 1964, Tony Hatch (Petula Clark)
18. [Georgy Girl](#) - 1966, The Seekers
19. [Bring Me Sunshine](#) - 1967, Arthur Kent, Sylvia Dee (Morecambe and Wise/Willie Nelson/Brenda Lee)
20. [I'll See You In My Dreams](#) - 1924, Isham Jones, Gus Kahn (Joe Brown)

Get on the email list by filling out the Google FORM and also get more information about ukulele workshops, song sheets, tips & advice, chord charts, and event announcements visit <http://www.anneku.com/ukulele/>

A Kind Of Hush Herman's Hermits

Hear this song at: <http://www.youtube.com/watch?v=gatl3z9a7Y> (play along in this key)

From: Richard G's Ukulele Songbook www.scorpexuke.com

Intro: C G7 C G7
E | 1 0 0 0 - 0 3 1 0 0 0 - 0 3
C | - - - - 2 - - - - - - 2 - -

As a variation play the following chord substitutes in the first line and other equivalent places:

E7 = C+ G1C0E0A3

Am = Am/C G2C0E0A3

C7 = C7 alt G3C0E0A3

There's a [C] kind of hush [E7] all over the [Am] world to[C7]night
All over the [F] world you can hear the [G7] sounds
Of lovers in [C] love you [G] know what I mean

Just the [C] two of us [E7] and nobody [Am] else in [C7] sight
There's nobody [F] else and I'm feeling [G7] good
Just holding you [C] tight [C7]

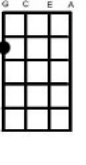
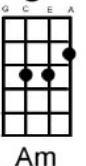
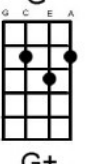
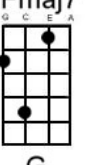
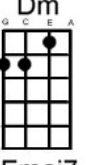
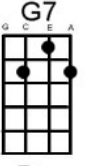
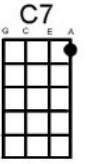
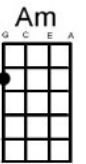
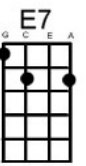
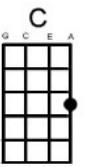
So [F] listen very [Dm] carefully
[Fmaj7] Closer now and [Dm] you will see what I [C] mean
It isn't a [C7] dream
The [F] only sound that [Dm] you will hear
Is [Fmaj7] when I whisper [Dm] in your ear I love [G] you
For ever and ever [G+]

There's a [C] kind of hush [E7] all over the [Am] world to[C7]night
All over the [F] world you can hear the [G7] sounds
Of lovers in [C] love

[C] La la la la la [E7] laaaa la la [Am] la la la la la la [C7] laaaaaa
La la la la [F] laaa la la la la [G7] laaaa la la la [C] laaaa [C7]

So [F] listen very [Dm] carefully
[Fmaj7] Closer now and [Dm] you will see what I [C] mean
It isn't a [C7] dream
The [F] only sound that [Dm] you will hear
Is [Fmaj7] when I whisper [Dm] in your ear I love [G] you
For ever and ever [G+]

There's a [C] kind of hush [E7] all over the [Am] world to[C7]night
All over the [F] world people just like [G7] us
Are falling in [C] love [G7] are falling in [C] love [G7] (hush)
They're falling in [C] love [G7] (hush) they're falling in [C] love



Sugar Sugar

Jeff Barry and Andy Kim (as recorded by The Archies)

INTRO: 1 2 / 1 2 3 4 / [D]/[G]/[D]/[G]/

[D] Sugar [G] ah honey [D] honey [G] you are my [D] candy [G] girl [A]
And you've got me [D] wanting you /[G][A]/
[D] Honey [G] ah Sugar [D] Sugar [G] you are my [D] candy [G] girl [A]
And you've got me [D] wanting you [D]

[D] I just can't believe the [C] loveliness of [D] loving you
[D] I just can't be-[G]lieve it's [D] true
[D] I just can't believe the [C] wonder of this [D] feeling too
[D] I just can't be-[G]lieve it's [A] true

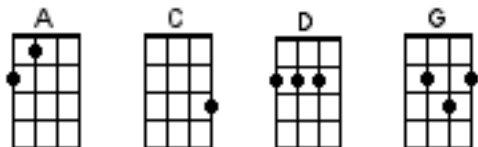
Ah [D] Sugar [G] ah honey [D] honey [G] you are my [D] candy [G] girl [A]
And you've got me [D] wanting you /[G][A]/
Oh [D] Honey [G] ah Sugar [D] Sugar [G] you are my [D] candy [G] girl [A]
And you've got me [D] wanting you [D]

[D] When I kissed you girl I [C] knew how sweet a [D] kiss could be
I [D] know how sweet a [G] kiss can [D] be
[D] Like the summer sunshine [C] pour your sweetness [D] over me
[D] Pour your sweetness [G] over [A] me

Oh-oh-oh-oh-oh [D] Sugar (pour a little sugar on me [G] honey)
[D] Pour a little sugar on me [G] baby
[D] I'm going to make your [G] life so sweet [A] yeah yeah yeah
[D] Pour a little sugar on me [G] oh [A] yeah

[D] Pour a little sugar on me [G] honey
[D] Pour a little sugar on me [G] baby
[D] I'm going to make your [G] life so sweet [A] yeah yeah yeah
[D] Pour a little sugar on me honey

Ah [D] sugar [G] ah ah ah honey [D] honey [G]
You are my [D] candy [G] girl
[A] And you've got me [D] wanting you [G] oh-oh-oh [A] oh-oh
[D] Honey [G] ah sugar [D] sugar [G]
You are my [D] candy [G] girl /[A]/[D]/[D]↓



Happy Together

LEAD

Garry Bonner and Alan Gordon (recorded by The Turtles 1967)

INTRO: / 1 2 3 4 / [Am] / [Am] / [Am] / [Am]

Imagine [Am] me and you, I do
[Am] I think about you [G] day and night, it's only right
To think about the [F] girl you love, and hold her tight
So happy to-[E7]gether / [E7] /

If I should [Am] call you up, invest a dime
And you say you be-[G]long to me, and ease my mind
Imagine how the [F] world could be, so very fine
So happy to-[E7]gether / [E7] /

CHORUS:

[A] I can't see me [Em] lovin' nobody but [A] you, for all my [G] life
[A] When you're with me [Em] baby the skies'll be [A] blue, for all my [G] life

[Am] Me and you, and you and me
No matter how they [G] toss the dice, it had to be
The only one for [F] me is you, and you for me
So happy to-[E7]gether / [E7] /

CHORUS:

[A] I can't see me [Em] lovin' nobody but [A] you, for all my [G] life
[A] When you're with me [Em] baby the skies'll be [A] blue, for all my [G] life

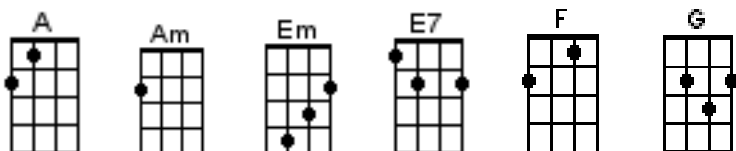
[Am] Me and you, and you and me
No matter how they [G] toss the dice, it had to be
The only one for [F] me is you, and you for me
So happy to-[E7]gether / [E7] /

CHORUS:

[A] Bah bah bah bah [Em] ba-ba-ba-bah ba-ba [A] bah ba-ba-ba [G] baaah
[A] Bah bah bah bah [Em] ba-ba-ba-bah ba-ba [A] bah ba-ba-ba [G] baa-[G]aaah

[Am] Me and you, and you and me
No matter how they [G] toss the dice, it had to be
The only one for [F] me is you, and you for me
So happy to-[E7]gether

[Am] So happy to-[E7]gether [Am] how is the [E7] weather
[Am] So happy to-[E7]gether [Am] we're happy to-[E7]gether
[Am] So happy to-[E7]gether [Am] happy to-[E7]gether
[Am] So happy to-[E7]gether [Am] so happy to-[E7]gether [A]↓



I'm a Believer [G]

artist:The Monkees , writer:Neil Diamond

Monkees - <https://www.youtube.com/watch?v=W83InivbUSQ>

Intro:

I'm in [G] love, [C] oooh

I'm a be [G] liever! I couldn't [F] leave her if I [D] tried.

[G] I thought love was [D] only true in [G] fairy tales
[G] Meant for someone [D] else but not for [G] me. [G7]
[C] Love was out to [G] get me
[C] That's the way it [G] seemed.
[C] Disappointment [G] haunted all my [D] dreams.

[NC] Then I saw her [G] face, [C] [G] now I'm a [G] believer! [C] [G]
Not a [G] trace [C] [G] of doubt in my [G] mind. [C] [G]
I'm in [G] love, [C] oooh
I'm a be [G] liever! I couldn't [F] leave her if I [D] tried.

[G] I thought love was [D] more or less a [G] given thing,
[G] Seems the more I [D] gave the less I [G] got [G7]
[C] What's the use in [G] trying?
[C] All you get is [G] pain.
[C] When I needed [G] sunshine I got [D] rain.

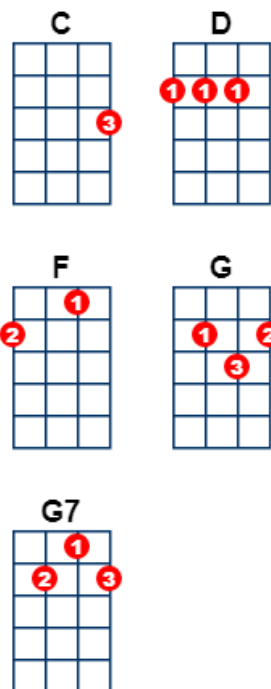
[NC] Then I saw her [G] face, [C] [G] now I'm a [G] believer! [C] [G]
Not a [G] trace [C] [G] of doubt in my [G] mind. [C] [G]
I'm in [G] love, [C] oooh
I'm a be [G] liever! I couldn't [F] leave her if I [D] tried.

(first two lines instrumental):

[G] I thought love was [D] more or less a [G] given thing,
[G] Seems the more I [D] gave the less I [G] got [G7]
[C] Love was out to [G] get me, [C] That's the way it [G] seemed.
[C] Disappointment [G] haunted all my [D] dreams.

[NC] Then I saw her [G] face, [C] [G] now I'm a [G] believer! [C] [G]
Not a [G] trace [C] [G] of doubt in my [G] mind. [C] [G]
I'm in [G] love, [C] oooh
I'm a be [G] liever! I couldn't [F] leave her if I [D] tried.

Then I saw her [G] face, [C] [G] now I'm a [G] believer! [C] [G]
Not a [G] trace [C] [G] of doubt in my [G] mind. [C] [G]
I'm a [G] believer! [C] [G] [G] [C] [G] [G]



Bus Stop

Graham Gouldman (as recorded by The Hollies 1966)

INTRO: / 1 2 3 4 / [Am]/[G]/[Am]/[G]/

[Am] Bus stop [G] wet day [Am] she's there [G] I say
[Am] Please share [G] my um-[Am]brel-[G]la
[Am] Bus stop [G] bus goes [Am] she stays [G] love grows
[Am] Under [G] my um-[Am]brel-[G]la
[C] All that [G] summer [Am] we enjoyed it
[Dm] Wind and rain and [Em] shine
[Am] That um-[G]brella [Am] we em-[G]ployed it
By [Am] August [G] she was [Am] mine

[C] Every morning [B7] I would see her [Em] waiting at the [C] stop
Sometimes she'd [Am] shop and she would [B7] show me what she'd [Em] bought [Em]
[C] Other people [B7] stared as if we [Em] were both quite in-[C]sane
Someday my [Am] name and hers are [B7] going to be the [Em] same [Em]

[Am] That's the [G] way the [Am] whole thing [G] started
[Am] Silly [G] but it's [Am] true [G]
A-[Am]thinking [G] of a [Am] sweet ro-[G]mance
Be-[Am]ginning [G] in that [Am] queue [G]
[C] Came the [G] sun, the [Am] ice was melting
[Dm] No more sheltering [Em] now
But [Am] nice to [G] think that [Am] that um-[G]brella
[Am] Led me [G] to a [Am] vow

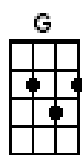
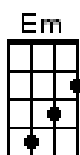
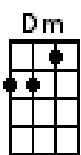
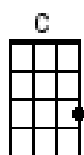
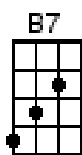
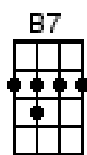
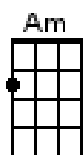
<Optional instrumental>

[Am][G] / [Am][G] / [Am][G] / [Am][G] /
[Am][G] / [Am][G] / [Am][G] / [Am] /

[C] Every morning [B7] I would see her [Em] waiting at the [C] stop
Sometimes she'd [Am] shop and she would [B7] show me what she'd [Em] bought [Em]
[C] Other people [B7] stared as if we [Em] were both quite in-[C]sane
Someday my [Am] name and hers are [B7] going to be the [Em] same [Em]

[Am] Bus stop [G] wet day [Am] she's there [G] I say
[Am] Please share [G] my um-[Am]brel-[G]la
[Am] Bus stop [G] bus goes [Am] she stays [G] love grows
[Am] Under [G] my um-[Am]brel-[G]la
[C] All that [G] summer [Am] we enjoyed it
[Dm] Wind and rain and [Em] shine
[Am] That um-[G]brella [Am] we em-[G]ployed it
By [Am] August [G] she was [Am] mine

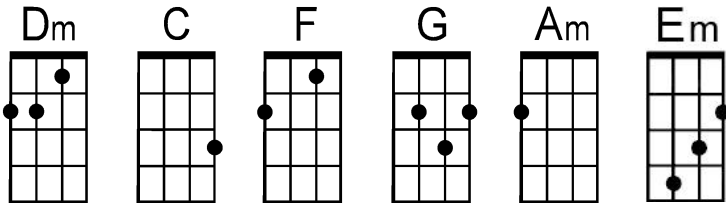
[Am][G] / [Am][G] / [Am][G] / [Am]↓



OR

Sweet Caroline (Key of C)

by Neil Diamond (1969)



Intro: A Dm . . . | . . . | . . . | . . . | . . . | F . Em . | F . G . |
 E ---0-1---0-1-0---1-0---1-3---1-3---3-1---3-1---
 C -2-----2-----2-----2-----
 G -----

C . . . | . . . | F . . . | . . . |
 Where it be-gan I can't be-gin to know-in'
 C . . . | . . . | G . . . | . . . |
 but then I know it's grow-in' strong
 C . . . | . . . | F . . . | . . . |
 Was in the spring then spring be-came the sum-mer
 C . . . | . . . | G . . . | . . . |
 who'd have be--lieved you'd come a--long?
 C . . . | . . . | Am . . . | . . . | G . . . | . . . |
 Hands ----- touch-ing hands ----- rea-ching out-----
 F . . . | . . . | G . . . | . . . | F\ G\
 ----- touch-ing me touch-ing you-----

Chorus: C . . . | F . . . |
 Sweet-- Car-o--line--
 A . . . | . . .
 E -1---0---
 C -----
 G -----2-----
 . . . | . . . | G . . . | . . . | F\ G\
 Good times ne-ver seemed so good-----

C . . . | F . . . |
 I've-- been in--clined--
 A . . . | . . .
 E -1---0---
 C -----
 G -----2-----
 . . . | . . . | G\ --- F\ --- | Em\ --- Dm\ --- |
 To be--lieve they ne-ver would but now I

C . . . | . . . | F . . . | . . . |
 look at the night and it don't seem so lone-ly
 C . . . | . . . | G . . . | . . . |
 we fill it up with on--ly two--
 C . . . | . . . | F . . . | . . . |
 And when I hurt hurtin' runs off my shoul-ders
 C . . . | . . . | G . . . | . . . |
 How can I hurt when hold-ing you--?

C . . . | | Am | | G | |
 Warm ----- touch-ing warm ----- rea-ching out-----

F | | G | . . . F\ G\ |
 ----- touch-ing me touch-ing you-----

Chorus: C | F |
 Sweet— Car-o—line—
 A -----
 E -1-----0-----
 C -----
 G -----2-----
 | | G | . . . F\ G\ |
 Good times ne-ver seemed so good-----

C | F |
 I've— been in—clined—
 A -----
 E -1-----0-----
 C -----
 G -----2-----
 . . . | | G\ --- F\ --- | Em\ --- Dm\ --- |
 To be—lieve they ne-ver would Oh no no

Instrumental:

Dm | | | | | F . Em . | F . G . |
 A -----0-----0-----0-----0-2-3-----0-2-3-----2-----7-----5-----
 E ---0-1-----0-1-0-----1-0-----1-3-----1-3--3-1-----3-1-----
 C -2-----2-----2-----2-----
 G -----

Ending: C | F |
 Sweet— Car-o—line—
 A -----
 E -1-----0-----
 C -----
 G -----2-----
 | | G | . . . F\ G\ |
 Good times ne-ver seemed so good-----

C | F |
 I've— been in—clined—
 A -----
 E -1-----0-----
 C -----
 G -----2-----
 . . . | | G\ --- F\ --- | Em\ --- Dm\ --- | **C**
 To be—lieve they ne-ver would Oh no no

Times They Are A-Changin', The

artist:Bob Dylan , writer:Bob Dylan

https://www.youtube.com/watch?v=e7qQ6_RV4VQ in G Capo 5

Come [C] gather 'round [Am] people, wher[F]ever you [C] roam
And ad[C]mit that the [Dm] waters a[F]round you have [G7] grown
And a[C]ccept it that [Am] soon you'll be [F] drenched to the [C] bone
If your [C] time to [Am] you Is worth [G] saving, [G7] then you
[F] better start [C] swimming Or you'll [F] sink like a [G7] stone
For the [C] times [Am] they are a-[G7]cha -- [G7]--ang -- [C]in'.

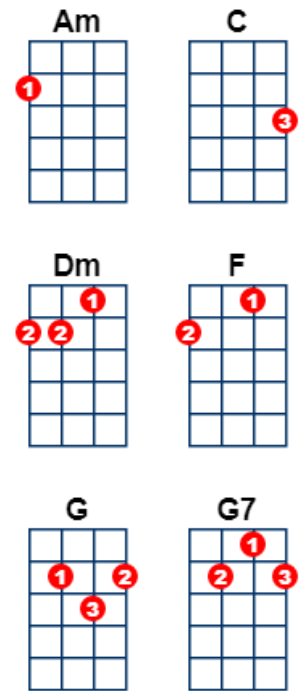
Come [C] writers and [Am] critics, who prophe[F]size with your [C] pen
And [C] keep your eyes [Dm] wide, the chance [F] won't come a[G7]gain
And [C] don't speak too [Am] soon, for the [F] wheel's still in [C] spin
And there's [C] no telling [Am] who that it's [G] naming . [G7].
for the [F] loser [C] now will be [F] later to [G7] win
For the [C] times [Am] they are a-[G7]cha -- [G7]--ang -- [C]in'.

Come [C] senators, [Am] congressmen, [F] please heed the [C] call
Don't [C] stand in the [Dm] doorway, don't [F] block up the [G7] hall
For [C] he that gets [Am] hurt will be [F] he who has [C] stalled
There's a [C] battle out[Am]side and it's [G] raging . [G7].
It'll [F] soon shake your [C] windows and [F] rattle your [G7] walls
For the [C] times [Am] they are a-[G7]cha -- [G7]--ang -- [C]in'.

Come [C] mothers and [Am] fathers, [F] throughout the [C] land
And [C] don't crit[Dm]icize what you [F] can't under[G7]stand
Your [C] sons and your [Am] daughters are [F] beyond your co[C]mmand
Your [C] old road is [Am] rapidly [G] aging . [G7].
please [F] get out the [C] new one if you [F] can't lend your [G7] hand
For the [C] times [Am] they are a-[G7]cha -- [G7]--ang -- [C]in'.

The [C] line it is [Am] drawn, the [F] curse it is [C] cast.
The [C] slow one [Dm] now will [F] later be [G7] fast
As the [C] present [Am] now will [F] later be [C] past.
The [C] order is [Am] rapidly [G] fading [G7]
And the [F] first one [C] now will [F] later be [G7] last

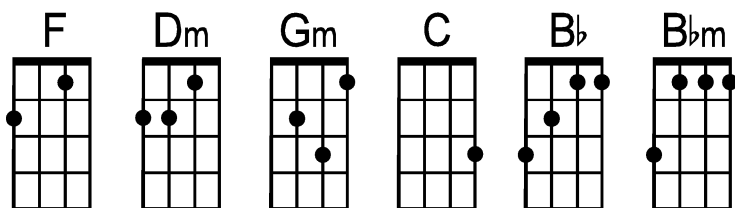
For the [C] times [Am] they are a-[G7]cha -- [G7]--ang -- [C]in'.



Key	Principal Chords			Relative Minor			Alternate Chords					
	I	IV	V ⁷	VI ^m	II ^m	III ⁷	I ⁶ /VI ^m 7	I ^o <small>Diminished</small>	I ⁺ <small>Augmented</small>	IV ⁶	VI ^m 6	II ^m 6
C	C	F	G ⁷	Am	Dm	E ⁷	C ⁶ /Am ⁷	C ^o	C ⁺	F ⁶	Am ⁶	Dm ⁶
G	G	C	D ⁷	Em	Am	B ⁷	G ⁶ /Em ⁷	G ^o	G ⁺	C ⁶	Em ⁶	Am ⁶
F	F	B ^b	C ⁷	Dm	Gm	A ⁷	F ⁶ /Dm ⁷	F ^o	F ⁺	B ^b 6	Dm ⁶	Gm ⁶
D	D	G	A ⁷	Bm	Em	F ⁷	D ⁶ /Bm ⁷	D ^o	D ⁺	G ⁶	Bm ⁶	Em ⁶
B ^b	B ^b	E ^b	F ⁷	Gm	Cm	D ⁷	B ^b 6/Gm ⁷	B ^b o	B ^b +	E ^b 6	Gm ⁶	Cm ⁶
A	A	D	E ⁷	F [#] m	Bm	C ⁷	A ⁶ /F [#] m ⁷	A ^o	A ⁺	D ⁶	F [#] m ⁶	Bm ⁶
E ^b	E ^b	A ^b	B ^b 7	Cm	Fm	G ⁷	E ^b 6/Cm ⁷	E ^b o	E ^b +	A ^b 6	Cm ⁶	Fm ⁶
E	E	A	B ⁷	C [#] m	F [#] m	G ⁷	E ⁶ /C [#] m ⁷	E ^o	E ⁺	A ⁶	C [#] m ⁶	F [#] m ⁶
A ^b	A ^b	D ^b	E ^b 7	Fm	B ^b m	C ⁷	A ^b 6/Fm ⁷	A ^b o	A ^b +	D ^b 6	Fm ⁶	B ^b m ⁶
B	B	E	F ⁷	G [#] m	C [#] m	D ⁷	B ⁶ /A ^b m ⁷	B ^o	B ⁺	E ⁶	G [#] m ⁶	C [#] m ⁶
D ^b	D ^b	G ^b	A ^b 7	B ^b m	E ^b m	F ⁷	D ^b 6/B ^b m ⁷	D ^b o	D ^b +	G ^b 6	B ^b m ⁶	E ^b m ⁶
F [#]	F [#]	B	C ⁷	D [#] m	G [#] m	A ⁷	F [#] 6/E ^b m ⁷	F [#] o	F [#] +	B ⁶	E ^b m ⁶	A ^b m ⁶

Today (Key of F with no key change)

by Randy Sparks (The New Christie Minstrels) 1964



Intro: F . . | Dm . . | Gm . . | C .

Chorus: . | F . . . | Dm . . . | Gm . . . | C .
 To-day, while the blos-soms still cling to the vine,
 . | F . . . | Dm . . . | Gm . . . | C .
 I'll taste your straw-ber-ries, I'll drink your sweet wine.
 . | F . . | F7 . . . | Bb . . . | Bbm . .
 A mill-ion to-mor-rows shall all pass a-way,
 | F . . | Dm . . . | Gm . . . | C . . | . .
 Ere I for-get all the joy that is mi--i--i--i--ine
 . | F . . | Dm . . | Gm . . | C . . |
 to-da--y---y -----

F . . | Dm . . | Gm . . | C .
 I'll be a dan-dy, and I'll be a ro-ver.
 . | F . . | Dm . . | Gm . . | C .
 You'll know who I am by the songs that I sing.
 . | F . . | Dm . . | Gm . . | C .
 I'll fe-east at your ta-ble, I'll slee-ep in your clo-ver.
 . | Bb . . . | C . . . | F . . | C .
 Who ca-ares what the mor-row shall bri--i--ing?

Chorus: . | F . . . | Dm . . . | Gm . . . | C .
 To-day, while the blos-soms still cling to the vine,
 . | F . . . | Dm . . . | Gm . . . | C .
 I'll taste your straw-ber-ries, I'll drink your sweet wine.
 . | F . . . | F7 . . . | Bb . . . | Bbm . . |
 A mill-ion to-mor-rows shall all pass a-way,
 F . . | Dm . . . | Gm . . . | C . . | . .
 Ere I for-get all the joy that is mi--i--i--i--ine
 . | F . . | Dm . . | Gm . . | C .
 to-da--y- y -----

. | F . . . | Dm . . . | Gm . . . | C .
 I ca-n't be con-ten-ted with ye---ester-day's glor-y,
 . | F . . . | Dm . . . | Gm . . | C .
 I ca--n't live on prom-is-es, win-ter to spring.
 . | F . . . | Dm . . . | Gm . . . | C .
 To-da-y is my mo-ment and now is my stor-y.
 . | Bb . . . | C . . . | F . . | C .
 I'll laugh and I'll cry and I'll si---i---i---i---ing.

Chorus:

. | F . . . | Dm . . . | Gm . . . | C .
To-day, while the blos-soms still cling to the vine,
. | F . . . | Dm . . . | Gm . . . | C .
I'll taste your straw-ber-ries, I'll drink your sweet wine.
. | F . . . | F7 . . . | Bb . . . | Bbm . .
A mill-ion to-mor-rows shall all pass a-way,
| F . . . | Dm . . . | Gm . . . | C . . . | . .
Ere I for-get all the joy that is mi--i--i--ine
. | F . . . | Dm . . . | Gm . . . | C . . . | F\
to-da--y---y -----

San Jose Ukulele Club
(v2. 4/22/16)

Chapel Of Love Dixie Cups

Hear this song at: <https://www.youtube.com/watch?v=IE5nh5-liHg> (play along with capo at 2nd fret)

From: Richard G's Ukulele Songbook www.scorpexuke.com

(A capella with hand claps)

Goin' to the chapel and we're gonna get married

Goin' to the chapel and we're gonna get married

[C] Gee I really love you and we're gonna get married

[Dm] Goin' to the [G7] chapel of [C] love (riff E0 E0E1E0E1E0 E0C0)

[C] Spring is here the sky is blue

[Dm] Birds all [G7] sing as [Dm] if they [G7] knew

[C] Today's the day we'll say I [A] do

And we'll [Dm] never be [G7] lonely any [C] more

Because we're [C] goin' to the chapel and we're gonna get married

[Dm] Goin' to the [G7] chapel and we're [Dm] gonna get [G7] married

[C] Gee I really love you and we're gonna get married

[Dm] Goin' to the [G7] chapel of [C] love (riff E0 E0E1E0E1E0 E0C0)

[C] Bells will ring the sun will shine

[Dm] I'll be [G7] his and [Dm] he'll be [G7] mine

[C] We'll love until the end of [A] time

And we'll [Dm] never be [G7] lonely any [C] more

(Riff A3A2A0E3E1E0C2 C0)

Because we're [C] goin' to the chapel and we're gonna get married

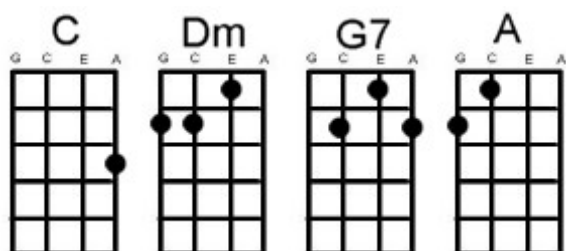
[Dm] Goin' to the [G7] chapel and we're [Dm] gonna get [G7] married

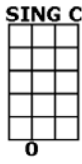
[C] Gee I really love you and we're gonna get married

[Dm] Goin' to the [G7] chapel of [C] love [A]

[Dm] Goin' to the [G7] chapel of [C] love [A]

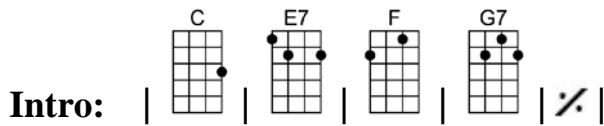
[Dm] Goin' to the [G7] chapel of [C!] love



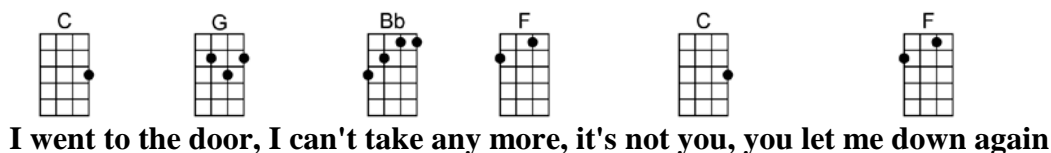
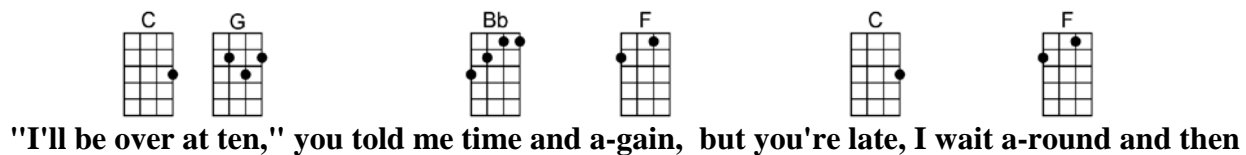
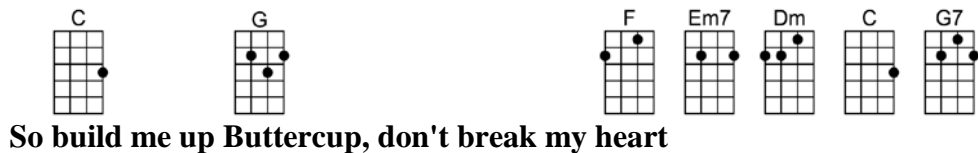
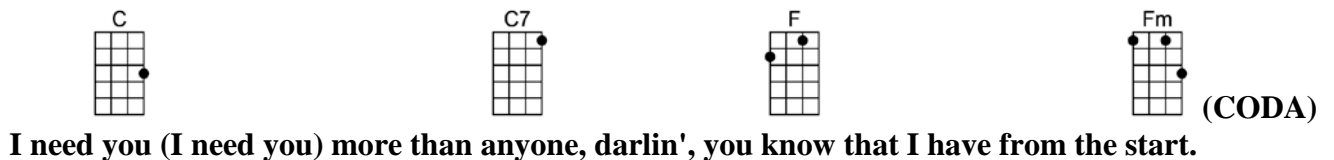
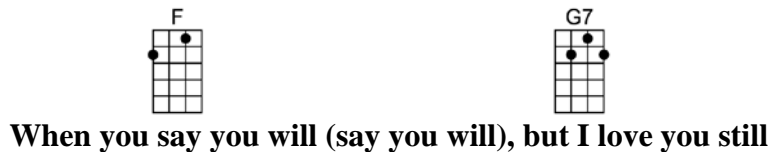
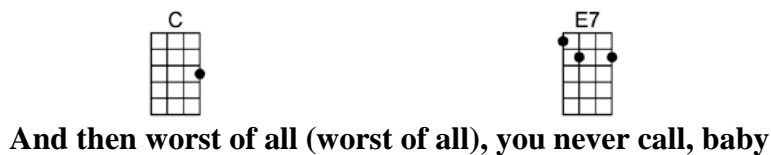
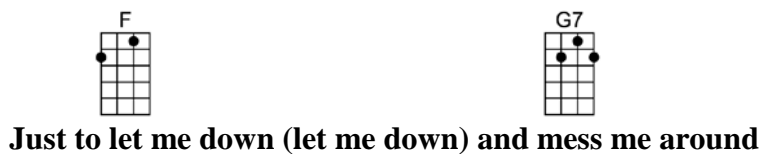
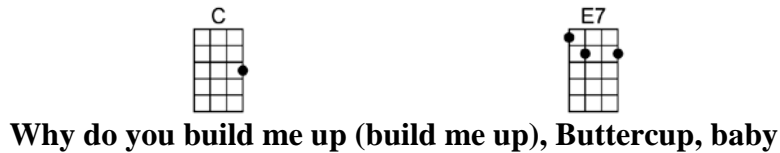


BUILD ME UP BUTTERCUP - Mike d'Abo/Tony Macaulay

4/4 1234 1 (without intro)



Chorus 1:

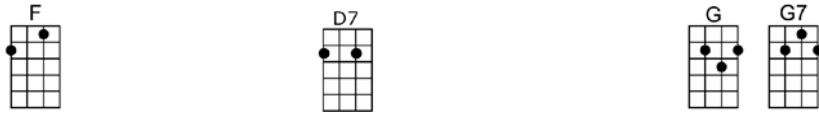


p.2. Build Me Up Buttercup

Chorus 2:

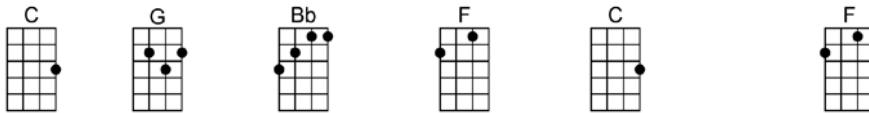


(Hey, hey, hey!) Baby, baby, try to find (Hey, hey, hey!) a little time and I'll make you happy

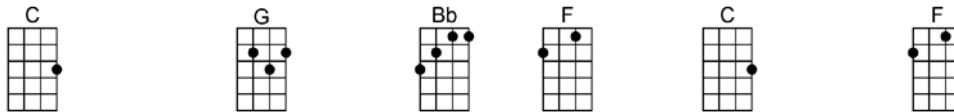


I'll be home, I'll be be-side the phone, waiting for you, 000-00-000, 000-00-000

Chorus 1



To you I'm a toy but I could be the boy you a-dore, if you'd just let me know



Al-though you're un-true, I'm at-tracted to you all the more, why do I need you so


Chorus 2

Chorus 1 and CODA

CODA:



So build me up Buttercup, don't break my heart



I need you more than anyone, darlin', you know that I have from the start.



So build me up Buttercup, don't break my heart

BUILD ME UP BUTTERCUP -Mike d'Abo/Tony Macaulay

4/4 1234 1 (without intro)

Intro: | C | E7 | F | G7 | / |

Chorus 1:

 C E7
Why do you build me up (build me up), Buttercup, baby
 F G7
Just to let me down (let me down) and mess me around
 C E7
And then worst of all (worst of all), you never call, baby
 F G7
When you say you will (say you will), but I love you still
 C C7 F Fm (CODA)
I need you (I need you) more than anyone, darlin', you know that I have from the start.
 C G F Em7 Dm C G7
So build me up Buttercup, don't break my heart

 C G Bb F C F
"I'll be over at ten," you told me time and a-gain, but you're late, I wait a-round and then
 C G Bb F C F
I went to the door, I can't take any more, it's not you, you let me down again

Chorus 2:

 F Am Dm G G7 Em A7
(Hey, hey, hey!) Baby, baby, try to find (Hey, hey, hey!) a little time and I'll make you happy
 F D7 G G7
I'll be home, I'll be be-side the phone, waiting for you, 000-00-000, 000-00-000

Chorus 1

 C G Bb F C F
To you I'm a toy but I could be the boy you a-dore, if you'd just let me know
 C G Bb F C F
Al-though you're un-true, I'm at-tracted to you all the more, why do I need you so

Chorus 2

Chorus 1 and CODA

CODA:

 C G A7
So build me up Buttercup, don't break my heart
 D D7 G Gm
I need you more than anyone, darlin', you know that I have from the start.
 D A G F#m Em7 D
So build me up Buttercup, don't break my heart

My Girl

artist:The Temptations , writer:Smokey Robinson and Ronald White

The Temptations: <https://www.youtube.com/watch?v=bZh7nRw6gl8>

I've got [C] sunshine [F] on a cloudy [C] day [F]

And when it's [C] cold outside,

[F] I've got the month of [C] May[F]

[C] I [Dm] guess [F]you [G] say,

[C] What can [Dm] make me [F] feel this [G] way?

[C] My girl! Talkin' 'bout [F] my girl [G7]

I've got [C] so much honey [F] the birds envy [C] me [F]

I've got a [C] sweeter song (baby),

[F] than the birds in the [C] trees [F]

[C] I [Dm] guess [F] you [G] say,

[C] What can [Dm]make me [F] feel this [G] way?

[C] My girl!

Talkin' 'bout [F] my girl [G7]

[C] [F] Hey, Hey, [C]Hey

[C] [F] Hey,Hey, [Dm] Hey [G] [Em] [F#m7]

(changes from key of 'C' to key of 'D')

I don't [D] need no money, [G] fortune or [D] fame [G]

I've got [D] all the riches, baby, [G] one man can [D] claim [G]

[D] I [Em] guess [G] you [A] say,

[D] What can [Em] make me [G] feel this [A] way?

[D] My girl! Talkin' 'bout [G] my girl [A7]

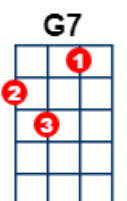
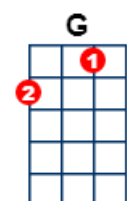
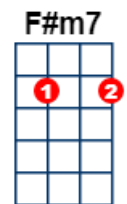
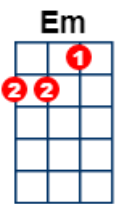
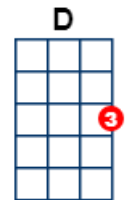
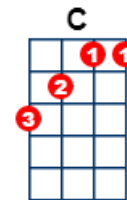
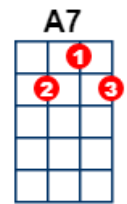
I've got [D] sunshine on a cloudy day with [G] my girl

[A] Even [G] got the [D] month of [A] May with [D] my girl

Talkin' 'bout, Talkin' 'bout, Talki' 'bout [G] my girl

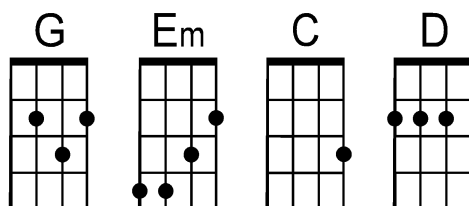
[A] [G] [D] [A] [D]

(repeat song)



Stand By Me (Key of G)

by Ben E. King, Jerry Lieber and Mike Stoller (1960)



Intro: G . . . | | Em . . . | | C . . . | D . . . | G . . . | . . .

. G . . . | | Em . . . |

When the night has come, and the land is dark

. | C . . . | D . . . | G . . . | . . .

and the moon is the on-ly light we'll see.

. | G . . . | | Em . . . |

No I won't be a-fraid, no I won't be a-fraid

. | C . . . | D . . . | G . . .

just as long as you stand, stand by me.

. | G . . . | G . . . | | Em . . . | . . .

Chorus: So dar-lin' dar-lin' stand by me oh stand by me

. | C . . . | D . . . | G . . . | . . .

oh stand stand by me, stand by me.

. | G . . . | | Em . . . |

If the sky, that we look u-pon, should tumble and fall

. | C . . . | D . . . | G . . . | . . .

or the mountain should crumble to the sea

. | G . . . | | Em . . . |

I won't cry I won't cry, no I won't shed a tear

. | C . . . | D . . . | G . . .

just as long as you stand, stand by me.

. | G . . . | G . . . | | Em . . . | . . .

Chorus: And dar-lin' dar-lin' stand by me oh stand by me

. | C . . . | D . . . | G . . . |

oh stand whoa, stand by me, stand by me.

Instrumental: G . . . | | Em . . . | | C . . . | D . . . | G . . . |

. | G . . . | G . . . | | Em . . . | . . .

Chorus: And dar-lin' dar-lin' stand by me oh stand by me

. | C . . . | D . . . | G . . . | . . .

oh stand whoa, stand by me, stand by me.

. G | G . . . | | Em . . . |

When-ever you're in trouble won't you stand by me oh stand by me ,

. | C . . . | D . . . | G . . . | G\

whoa stand , stand by me, stand by me

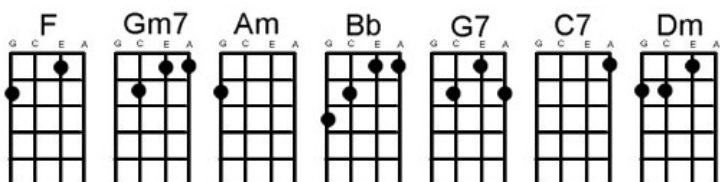
Daydream Believer

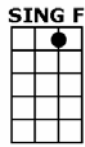
Monkees

Hear this song at: <http://www.youtube.com/watch?v=UQNqk54HPdE>

From: Richard G's Ukulele Songbook www.scorpex.net/Uke


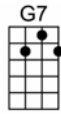
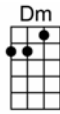
Oh I could [F] hide 'neath the [Gm7] wings
Of the [Am] bluebird as she [Bb] sings
The [F] six-o'clock a[Dm]larm would never [G7] ring [C7]
But it [F] rings and I [Gm7] rise
Wash the [Am] sleep out of my [Bb] eyes
My [F] shaving [Dm] razor's [Bb] cold [C7] and it [F] stings
[Bb] Cheer up [C7] sleepy [Am] Jean
[Bb] Oh what [C] can it [Dm] mean [Bb] to a [F] daydream be[Bb]liever
And a [F] home [Dm] coming [G7] queen [C7]
[F] You once thought of [Gm7] me
As a [Am] white knight on a [Bb] steed
[F] Now you know how [Dm] happy life can [G7] be [C7]
And our [F] good times start and [Gm7] end
Without [Am] dollar one to [Bb] spend
But [F] how much [Dm] baby [Bb] do we [C7] really [F] need
[Bb] Cheer up [C7] sleepy [Am] Jean
[Bb] Oh what [C] can it [Dm] mean [Bb] to a [F] daydream be[Bb]liever
And a [F] home [Dm] coming [G7] queen [C7]
[Bb] Cheer up [C7] sleepy [Am] Jean
[Bb] Oh what [C] can it [Dm] mean [Bb] to a [F] daydream be[Bb]liever
And a [F] home [Dm] coming [G7] queen [C7]
[Bb] Cheer up [C7] sleepy [Am] Jean
[Bb] Oh what [C] can it [Dm] mean [Bb] to a [F] daydream be[Bb]liever
And a [F] home [Dm] coming [G7] queen [C7] [F]



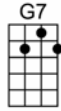
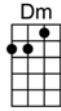
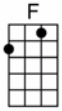


ALL MY LOVING

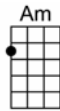
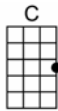
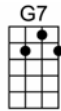
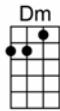
4/4 1234 12



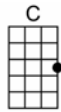
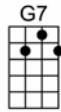
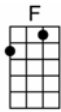
Close your eyes and I'll kiss you, to-morrow I'll miss you




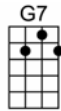
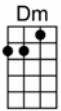
Re-member I'll always be true



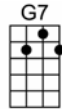
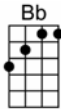
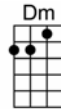
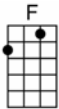
And then while I'm a-way I'll write home every day



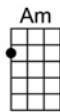
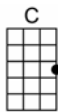
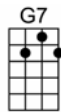
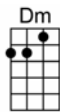
And I'll send all my loving to you



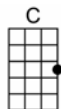
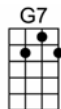
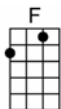
I'll pre-tend that I'm kissing the lips I am missing



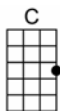
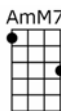
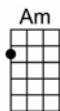
And hope that my dreams will come true



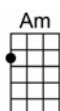
And then while I'm a-way I'll write home every day



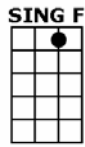
And I'll send all my loving to you



All my loving I will send to you



All my loving, darling, I'll be true.



ALL MY LOVING

4/4 1234 12

Dm G7 C Am
Close your eyes and I'll kiss you, to-morrow I'll miss you

F Dm Bb G7
Re-member I'll always be true

Dm G7 C Am
And then while I'm a-way I'll write home every day

F G7 C
And I'll send all my loving to you

Dm G7 C Am
I'll pre-tend that I'm kissing the lips I am missing

F Dm Bb G7
And hope that my dreams will come true

Dm G7 C Am
And then while I'm a-way I'll write home every day

F G7 C
And I'll send all my loving to you

Am AmM7 C
All my loving I will send to you

Am AmM7 C
All my loving, darling, I'll be true.

I Only Want To Be With You [C]

artist:Dusty Springfield , writer:Mike Hawker and Ivor Raymonde

Dusty Springfield - <https://www.youtube.com/watch?v=TJMJSPOQEvk> (in G)

Intro: [C] [F] [G7] [C] [F] [G7]

I [C] don't know what it is that makes me [Am] love you so
I [C] only know I never want to [Am] let you go
Cause [F] you started [G7] something [Dm] can't you [G7] see
That [C] ever since we met you've had a [Am] hold on me
It [F] happens to be [G7] true I [Dm] only wanna [G7] be with [C] you [F]
[G7]

It [C] doesn't matter where you go or [Am] what you do
I [C] want to spend each moment of the [Am] day with you
[F] Look what has [G7] happened with [Dm] just one [G7] kiss
I [C] never knew that I could be in [Am] love like this
It's [F] crazy but it's [G7] true I [Dm] only wanna [G7] be with [C] you

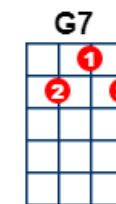
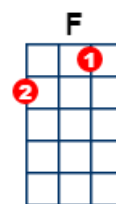
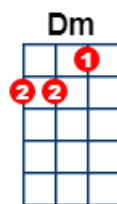
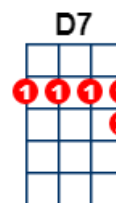
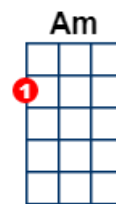
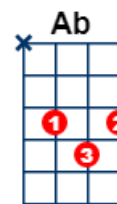
[Ab] You stopped and smiled at me and [C] asked me if I [F] cared to [C] dance
[G7] I fell into your open arms [D7] I didn't stand a [G7] chance now listen honey

[C] I just wanna be beside you [Am] everywhere
As [C] long as we're together honey [Am] I don't care
Cause [F] you started [G7] something [Dm] can't you [G7] see
That [C] ever since we met you've had a [Am] hold on me
It [F] happens to be [G7] true I [Dm] only wanna [G7] be with [C] you

I [C] don't know what it is that makes me [Am] love you so
I [C] only know I never want to [Am] let you go
Cause [F] you started [G7] something [Dm] can't you [G7] see
That [C] ever since we met you've had a [Am] hold on me
It [F] happens to be [G7] true I [Dm] only wanna [G7] be with [C] you

[Ab] You stopped and smiled at me and [C] asked me if I [F] cared to [C] dance
[G7] I fell into your open arms [D7] I didn't stand a [G7] chance now listen honey
[C] I just wanna be beside you [Am] everywhere
As [C] long as we're together honey [Am] I don't care
Cause [F] you started [G7] something [Dm] can't you [G7] see
That [C] ever since we met you've had a [Am] hold on me
It [F] happens to be [G7] true I [Dm] only wanna [G7] be with [C] you

[F] No matter no matter what you [G] do I [F] only wanna [G7] be with [C] you
[F] No matter, no matter what you [G] do I [F] only wanna [G] be with [C] you



I Got You Babe Sonny and Cher

Hear this song at: <http://www.youtube.com/watch?v=yIGrQVL774k&feature=fvw> (play along in this key)

From: Richard G's Ukulele Songbook www.scorpex.net/Uke

Italics – Girls

Plain – Boys

Intro: [F] [Bb] [F] [Bb]

Bold - Together

[F] They say we're young and [Bb] we don't know

[F] Won't find [Bb] out [Eb] 'til we [C] grow

Well [F] I don't know if [Bb] all that's true

Cause [F] you got me and [Bb] baby [Eb] I got [C] you

[F] Babe [Bb] I got [F] you babe [Bb] I got [F] you babe [Bb]

They [F] say our love won't [Bb] pay the rent

Be[F]fore it's earned our [Bb] money's [Eb] all been [C] spent

I [F] guess that's so we don't [Bb] have a pot

But at [F] least I'm sure of [Bb] all the [Eb] things we [C] got

[F] Babe [Bb] I got [F] you babe [Bb] I got [F] you babe

I got [Gm] flowers in the [C] spring I got [Gm] you to wear my [C] ring

And when I'm [F] sad you're a [Bb] clown

And if I get [Gm] scared you're always a[C]round (slide capo – see below)

So [F] let them say your [Bb] hair's too long

But [F] I don't care with [Bb] you I [Eb] can't go [C] wrong

Then [F] put your little [Bb] hand in mine

There [F] ain't no hill or [Bb] mountain [Eb] we can't [C] climb

[F] Babe [Bb] I got [F] you babe [Bb] I got [F] you babe [Bb]

[F] [Bb] [F] [C]

[F] I got you to [Bb] hold my hand *[F] I got you to [C] understand*

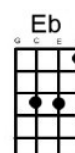
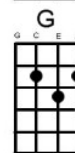
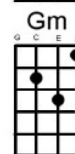
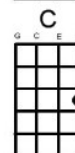
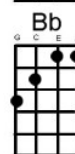
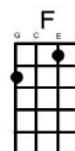
[F] I got you to [Bb] walk with me *[F] I got you to [C] talk with me*

[F] I got you to [Bb] kiss goodnight *[F] I got you to [C] hold me tight*


[F] I got you [Bb] I won't let go *[F] I got you to [C] love me so*

[F] [Bb] [F] [C]...**[Bb] I got [F] you babe...[F] [Bb] I got [F] you babe**

[Bb] I got [F] you babe [Bb] I got [F] you babe



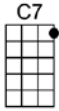
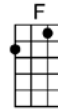
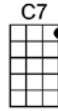
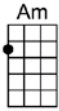
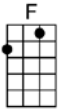
Slide capo – in the original recording of this song, the key changes from F to F# after the bridge. An easy way to get the key change is to position an elastic type capo on the nut so that it does not change the key when playing the first part of the song in F. When playing the C at the end of the bridge, slide the capo up to the first fret position using the thumb and pointer finger. Slide the C note on the A string up a fret at the same time. Then keep playing in F (which is now F#) and – hey presto, you have achieved the perfect key change!



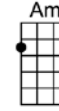
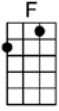
↓ ↑ ↓ ↑ ↑ ↓ ↑
 1 & 2 & (3) & 4 &

DOWNTOWN w.m. Tony Hatch

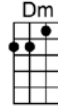
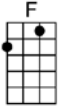
4/4 1...2...1234



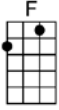
When you're a-lone and life is making you lonely you can always go- down-town
 Don't hang a-round and let your troubles sur-round you there are movie shows down-town



When you've got worries all the noise and the hurry seems to help I know- down-town
 Maybe you know some little places to go to where they never close down-town

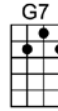
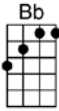


Linger on the sidewalks where the neon signs are pretty
 Listen to the rhythm of a gentle bossa nova,


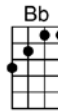
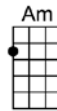
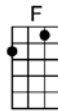

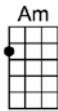
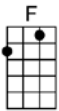


Listen to the music of the traffic in the city, how can you lose?
 You'll be dancing with it too be-fore the night is over, happy again....

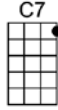
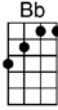
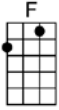
CHORUS:



The lights are much brighter there you can for-get all your troubles forget all your cares and go

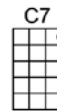
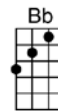
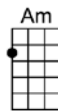
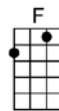
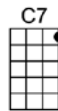
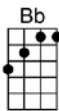
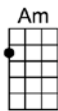
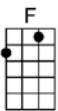


Down -town where all the lights are bright, down-town waiting for you tonight

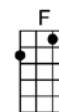
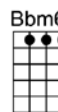
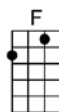
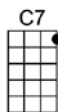
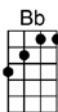
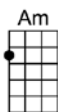
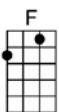


Down- town it's gonna be alright now..... 1. (2nd verse)

1234 1234



2. Down -town where all the lights are bright, down-town waiting for you tonight



Down- town it's gonna be alright now.....

1 2 3 4

F Am Bb C7 F Bbm6 F
Down- town it's gonna be alright now.....
1 2 3 4

by Tom Springfield and Jim Dale (1966)

San Jose Ukulele Club (1/22/14)

Bring Me Sunshine

By Arthur Kent and Sylvia Dee

INTRO: 1 2 / 1 2 3 4 / [C] / [C] / [C] / [C]↓

Bring me [C] sunshine, in your [Dm] smile [G7]
Bring me [Dm] laughter [G7] all the [C] while [C]
In this [C] world where we [C7] live
There should [F] be more happiness
So much [D7] joy you can give
To each [G7]↓ brand new bright tomorrow

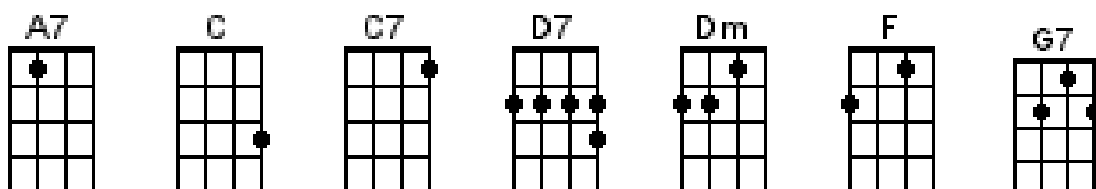
Make me [C] happy, through the [Dm] years [G7]
Never [Dm] bring me [G7] any [C] tears [C]
Let your [C] arms be as [C7] warm, as the [F] sun from up above
Bring me [Dm] fun, bring me [G7] sunshine, bring me [C] love [C]

<First 2 lines – kazoos only>

Bring me [C] sunshine, in your [Dm] smile [G7]
Bring me [Dm] laughter [G7] all the [C] while [C]
In this [C] world where we [C7] live
There should [F] be more happiness
So much [D7] joy you can give
To each [G7]↓ brand new bright tomorrow

Bring me [C] sunshine, in your [Dm] eyes [G7]
Bring me [Dm] rainbows [G7] from the [C] skies [C]
Life's too [C] short to be [C7] spent, having [F] anything but fun
We can [D7] be so content, if we [G7]↓ gather little sunbeams

Be light [C] hearted, all day [Dm] long [G7]
Keep me [Dm] singing [G7] happy [C] songs [C]
Let your [C] arms be as [C7] warm, as the [F] sun from up above
Bring me [Dm] fun, bring me [G7] sunshine, bring me [C] love [A7]
Bring me [Dm] fun, bring me [G7] sunshine, bring me [C] love
[C]↓ [G7]↓ [C]↓



I'll See You In My Dreams - Joe Brown

F-Dm-Am-Dm x 2

F Dm Am Dm D7(2020) D Am D

Though the days are long, Twilight sings a song,

G7 Bbm6(0111) C7 F-Dm-Am-Dm

Of the happiness that used to be.

E7 Am

Soon my eyes will close, Soon I'll find repose,

C C7 Dm G7 C-Cmaj7-C7 + bendy riff

And in dreams you're always near to me.

Chorus:

Bb Bbm6(0111)

I'll see you in my dreams,

F E7 Dm

Hold you in my dreams.

D7

Someone took you out of my arms,

G7 C7 (one strum) optional turnaround - **1001**

Still I feel the thrill of your charms.

Bb Bbm6(0111)

Lips that once were mine,

F E7 Dm

Tender eyes that shine.

D7(2020) A - A7 Dm

They will light, my way tonight,

Bb Bbm6(0111) F-Dm-Am-Dm x 2 Final time end on **F**

I'll see you in my dreams.

2nd verse:

F Dm Am Dm D7(2020) D Am D

In the dreary grey, of another day,

G7 Bbm6(0111) C7 F-Dm-Am-Dm

You'll be far away and I'll be blue.

E7 Am

Still I hope and pray, through each weary day,

C C7 Dm G7 C-Cmaj7-C7 + bendy riff

For it brings the night and dreams of you.

(Back to chorus)

‘Ukulele: Most Commonly Used Triads and Sevenths from Major Scales

I	ii	ii7	II7	iii	IV	V	V7	vi	vii°
F 	Gm 	Gm7 	G7 	Am 	Bb 	C 	C7 	Dm 	E dim
C 	Dm 	Dm7 	D7 	Em 	F 	G 	G7 	Am 	Bdim
G 	Am 	Am7 	A7 	Bm 	C 	D 	D7 	Em 	F#dim
D 	Em 	Em7 #1 	E7 	F#m 	G 	A 	A7 	Bm 	C# dim
A 	Bm 	Bm7 	B7 	C#m 	D 	E 	E7 	F#m 	G# dim