

Oscar Winners Jam

Best Original Song

Wednesday 28th February 2018
Beginner's Workshop 7 - 8 pm \$15 adult. \$5 child.
Jam Session 8 - 10 pm **FREE**

Walter Baker Artist Lofts

1231 Adams Street, Boston, MA 02124
Common Room (knock on the windows on right hand side of front entrance or inner front door)
Free parking on nearby streets after 6 pm
Nearest T: **Milton T (red line to Ashmont)**

Line-Up (from easy to more challenging) - alphabetical order in compiled PDF

1. [Que Sera Sera](#) (1956) "The Man Who Knew Too Much"
2. [Hallelujah](#) (2002) "Shrek" - best animated feature film
3. [The Moon Song](#) (2013) "Her" - Oscar nominee, lost to "Frozen" [fingerstyle](#)
4. [Falling Slowly](#) (2007) "Once" ([finger style. tabs](#)) ([elaborate arrangement](#))
5. [The Way We Were](#) (1973) "The Way We Were"
6. [Can You Feel the Love Tonight](#) (1994) "The Lion King" & [The Lion Sleeps Tonight](#) (original in G) or [in F](#) or [in C](#)
7. [Raindrops Keep Falling On My Head](#) (1969) "Butch Cassidy & Sundance Kid"
8. [Never On Sunday](#) (1960) "Never On Sunday" [[3 parts in 2 pages](#)]
9. [Somewhere Over the Rainbow](#) (1939) The Wizard of Oz
10. [Somewhere Over the Rainbow: Iz's version](#) & [beginners with chords and strum pattern](#)
11. Chim Chim Cheree (1964) "Mary Poppins" ([scribd version](#))
12. [City of Stars](#) (2016) "La La Land"
13. [Moon River](#) (1961) "Breakfast at Tiffany's"
14. [Let It Go](#) (2013) "Frozen"
15. [My Heart Will Go On](#) (1997) "Titanic" [finger style \(low G-tuning\)](#)
16. [You Light Up My Life](#) (1977) "You Light Up My Life"

Source: [Oscars winners - best original song](#) by year

Bonus: [Tiptoe Through the Tulips](#) or [version with chord diagrams inside lyrics](#)

For more information about ukulele workshops, song sheets, tips & advice, chord charts, and event announcements visit <http://www.anneku.com/ukulele/>

CAN YOU FEEL THE LOVE TONIGHT Uke tab by Elton John

Printed from : Ukulele-Tabs.com

Artist : Elton John




Song : Can You Feel The Love Tonight

Tabbed by : Utzibutzi

Added date : 04 Jan 2010

Accuracy : -/5

Chords used in the song :



Tablatures :

Verse 1:

F C F C
There's a calm surrender to the rush of day
F C Dm G
when the heat of the rolling world can be turned away.
F C F C
An enchanted moment and it sees me through
F Am Bb G
it's enough for this restless warrior just to be with you.

Chorus:

C G Am F C F D7 G
And can you feel the love tonight, it is where we are.
F C Am7 F Dm C F D7 G
It's enough for this wide eyed wanderer that we got this far.
C G Am F C F D7 G
And can you feel the love tonight, how it's laid to rest.
F C Am7 F
It's enough to make kings and vagabonds
Dm C F G7sus4 F C
believe the very best.

Verse 2:

F C F C
There's a time for everyone, if the only learn
F C Dm G
that the twisting kaleidoscope moves us all in turn.
F C F C
There's a rhyme and reason to the wild outdoors
F Am
when the heart of this star-crossed voyager
Bb G
beats in time with yours.

Chorus:

F C Am7 F
It's enough to make kings and vagabonds
Dm C F G7sus4 F C
believe the very best. (<-- a bit slower)

Chim Chim Cher-ee

from the Walt Disney movie, "Mary Poppins"

Music by Richard M. Sherman, Robert B. Sherman

Chim Chim Cher-ee

from the Walt Disney movie, "Mary Poppins"

Music by Richard M. Sherman, Robert B. Sherman

Chim chim-in-ey, chim chim-in-ey, Chim Chim Cher-ee! A sweep is as luck-y, as

luck - y can be. Chim chim-in-ey, chim chim-in-ey, chim chim cher - oo! Good

luck will rub off When I shakes 'ands with you, or blow me a kiss, and

that's luck - y too.

1. Now, as the lad - der of life 'as been strung, you may think a
2. I choose me bris - tles with pride, yes, I do: a broom for the

sweep's on the bot - tom most rung. Though I spends me
shaft, and a brush for the flue. Though I'm cov - er'd with

time in the ash - es and smoke, in this 'ole wide world, there's no
soot from me 'ead to me toes, a sweep knows 'e's wel - come wher -

2 A⁷ 1 Dm 2 Dm Aaug Dm⁷

38 'ap-pi - er bloke. Up where the smoke is all bill - er'd and
ev - er 'e goes.

44 G Gm Dm E⁷ A⁷ Dm

curled, 'tween pave-ment and star, is the chim-ney sweep's world. When there's 'ard-ly no

50 Aaug Dm⁷ G Gm Dm A⁷

day, nor 'ard-ly no night, there's things 'alf in sha-dow and 'alf-way in

56 Dm Gm Dm A⁷ Dm

light. On the roof - tops of Lon - don, coo, what a sight!

61 Aaug Dm⁷ G

Chim chim - in - ey, chim chim - in - ey, chim chim cher - ee! When

65 Gm Dm E⁷ A⁷ Dm

you're with a sweep, you're in glad com - ny. No - where is

70 Aaug Dm⁷ G Gm Dm

there a more 'ap - pi - er crew, than them wot sings, "Chim chim cher-

75 A⁷ Dm Gm Dm A⁷ Dm

ee, chim cher - oo!" Chim chim-in-ey, chim chim cher - ee, chim che - roo!

City of Stars

Music -Justin Hurwitz; Lyrics – Benj Pasek and Justin Paul 1961

INTRO: / 1 2 3 4 /[Gm]/[Gm]/[Gm]/[Gm]/

MEN:

[Gm] City of stars [C7]

Are you shining just for [Dm] me [Dm]

[Gm] City of stars [C7]

There's so much that I can't [Fmaj7] see [Fmaj7]

Who [Gm] knows [C7]

I felt it from the first em-[F]brace, I [Fmaj7] shared with [F7] you

WOMEN:

That [Gm] now our [A7]↓ dreams, they've finally come [Dm] true [F]

[Gm] City of stars [C7] just one thing everybody [Dm] wants [Dm]

[Gm] There in the bars [C7] and through the smokescreen

Of the [F] crowded restau-[Fmaj7] rants

It's [Gm] love [C7]

Yes all we're looking for is [F] love from [Fmaj7] someone [F7] else

MEN: A [Gm] rush **WOMEN:** a [Gm] glance

MEN: A [A7] touch **WOMEN:** a [A7] dance

TOGETHER:

A [Bb] look, in somebody's [C] eyes, to light up the [A7] skies

To open the [Dm] world and send me reeling

A [Bb] voice that says I'll be [C] here, and you'll be al-[Dm]right [Dm]

[Bb] I don't care if I [C] know, just where I will [A7] go

'Cause all that I [Dm] need's this crazy feeling

A [Bb] rat-tat-tat on my [A7]↓ heart

MEN:

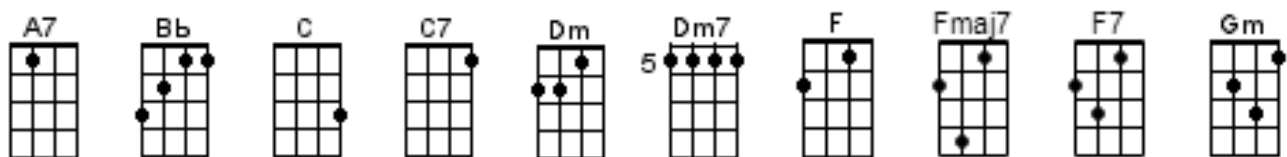
Think I want it to [Dm] stay [F]

[Gm] City of stars [C7] are you shining just for [F] me [F]

[Gm] City of stars

WOMEN:

[A7]↓ You never shined so brightly [Dm]/[Dm7]↓



Falling Slowly

Glen Hansard and Markéta Irglová

Tab: UkuleleHunt.com

C Tuning

① = A ③ = C
② = E ④ = G

Moderate ♩ = 90

Ukulele tab for 'Falling Slowly' in C tuning. The tab is written for a four-string instrument with strings labeled A (top), B, C, and G (bottom). The key signature is one sharp (F#), and the time signature is 4/4. The tempo is marked 'Moderate' with a quarter note equal to 90 beats per minute. The tab consists of six systems of staves, each with four lines representing the strings. Fingering numbers (1-4) are placed above the notes. Bar lines are used to divide the music into measures. The first system starts with a treble clef and a key signature of one sharp. The second system has a key signature change to C major. The third system has a key signature change to one sharp. The fourth system has a key signature change to C major. The fifth system has a key signature change to one sharp. The sixth system has a key signature change to C major. The tab ends with a double bar line.

Falling Slowly from "Once"

Intro: 4x: (C F)

C

I don't know you

F

But I want you

C

F

All the more for that

C

Words fall through me

F

And always fool me

C

F

And I can't react

Am

G

F

And games that never amount

G

Am

To more than they're meant

G

F

Will play themselves out

C

F

Am

Take this sinking boat and point it home

F

We've still got time

C

F

Am

Raise your hopeful voice you have a choice

F

You've made it now

C

F

Falling slowly, eyes that know me

C **F**
And I can't go back

C **F**
Moods that take me and erase me

C **F**
And I'm painted black

Am **G** **F**
You have suffered enough

G **Am**
And warred with yourself

G **F**
It's time that you won

C **F** **Am**
Take this sinking boat and point it home

F
We've still got time

C **F** **Am**
Raise your hopeful voice you had a choice

F
You've made it now

C **F** **Am**
Falling slowly sing your melody

F
I'll sing along

(**C** **F** **C** **F** **C**)

Hallelujah

Leonard Cohen (1984)

INTRO: 1 2 / 1 2 /

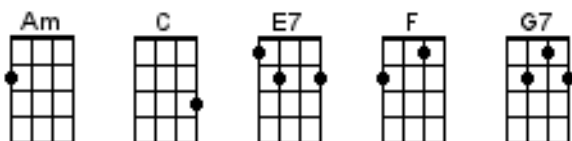
[C] / [G7]

Now I've [C] heard there was a [Am] secret chord
That [C] David played and it [Am] pleased the Lord
But [F] you don't really [G7] care for music [C] do you [G7]
It [C] goes like this, the [F] fourth, the [G7] fifth
The [Am] minor fall, the [F] major lift
The [G7] baffled king com-[E7]posing halle-[Am]lujah [Am]
Halle-[F]lujah, halle-[Am]lujah [Am]
Halle-[F]lujah, halle-[C]lu-[G7]u-[C]jah [G7]

Your [C] faith was strong but you [Am] needed proof
You [C] saw her bathing [Am] on the roof
Her [F] beauty and the [G7] moonlight over-[C]threw you [G7]
She [C] tied you to her [F] kitchen [G7] chair
She [Am] broke your throne and she [F] cut your hair
And [G7] from your lips she [E7] drew the halle-[Am]lujah [Am]
Halle-[F]lujah, halle-[Am]lujah [Am]
Halle-[F]lujah, halle-[C]lu-[G7]u-[C]jah [G7]

You [C] say I took the [Am] name in vain
[C] I don't even [Am] know the name
But [F] if I did, well [G7] really, what's it [C] to you [G7]
There's a [C] blaze of light in [F] every [G7] word
It [Am] doesn't matter [F] which you heard
The [G7] holy, or the [E7] broken, halle-[Am]lujah [Am]
Halle-[F]lujah, halle-[Am]lujah [Am]
Halle-[F]lujah, halle-[C]lu-[G7]u-[C]jah [G7]

I [C] did my best, but it [Am] wasn't much
I [C] couldn't feel, so I [Am] tried to touch
I've [F] told the truth, I [G7] didn't come to [C] fool you [G7]
And [C] even though it [F] all went [G7] wrong
I'll [Am] stand before the [F] Lord of Song
With [G7] nothing on my [E7] tongue but halle-[Am]lujah [Am]
Halle-[F]lujah, halle-[Am]lujah [Am]
Halle-[F]lujah, halle-[C]lu-[G7]jah
Halle-[F]lujah, halle-[Am]lujah [Am]
Halle-[F]lujah, halle-[C]lu-[G7]u-[C]↓jah



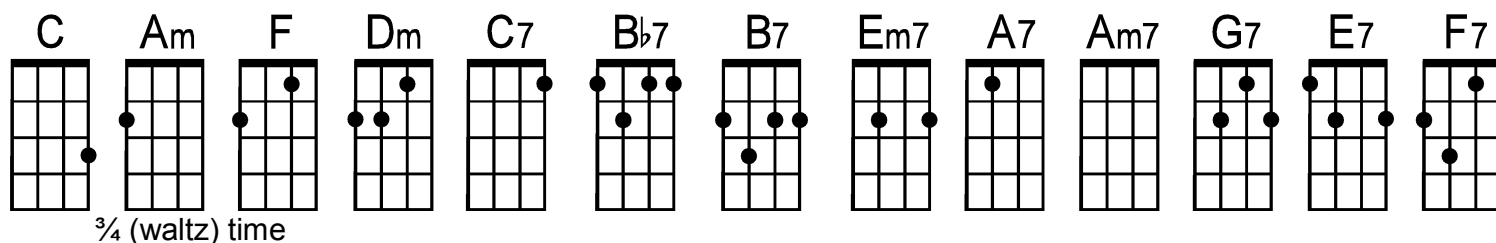
by Kristen Anderson-Lopez and Robert Lopez (from Disney's "Frozen" (2012))

Em C D Am A C G Bm B \flat Cm

* C2nd pos

Moon River (Key of C)

by Henry Mancini (1960)



(sing g)

C . . | Am . . | F . . | C . .
Moon— Riv—er— wi—der than a mile—

. | F . . | C . . | Dm . . | E7 .
I'm cross—ing you in style— some-day—

. | Am . . | C7 . . | F . . | Bb7 . .
Old dream— mak—er— you heart— break—er—

| Am . . | B7 . . | Em7\ A7\ . | Dm . . | G7 . . |
Wher-ever— you're go—in', I'm go—in' your way—

C . . | Am . . | F . . | C . .
Two— drif—ters— off— to see the world—

. | F . . | C . . | Dm . . | E7 .
There's such— a lot of world— to see—

. | Am . . | Am7 . . | Am . . | F7 . . | C . . |
We're af—ter— the same— rain-bow's end—

F . . | C . . | F . . | C . . |
Waitin' 'round the bend— My huckle-berry friend—

Am . . | Dm . . | G7 . . | C . . | . . . |
Moon— Ri—ver— and me—

Instrumental: C . . | Am . . | F . . | C . . |

F . . | C . . | Dm . . | E7 .

. | Am . . | Am7 . . | Am . . | F7 . . | C . . |
We're af—ter— the same— rain-bow's end—

F . . | C . . | F . . | C . . |
Waitin' 'round the bend— My huckle-berry friend—

Am . . | Dm . . | G7 . . | C . . | F . . | C\
Moon— Ri—ver— and me—

My Heart Will Go On - from "The Titanic"

Intro: G D C D

G D

Every night in my dreams

C G D

I see you, I feel you,

G D C D

That is how I know you go on

G D

Far across the distance

C G D

And spaces between us

G D C D

You have come to show you go on

Em D C D

Near, far, wherever you are

Em D C D

I believe that the heart does go on

Em D C D

Once more you open the door

Em D

And you're here in my heart

C D G

And my heart will go on and on

G D

Love can touch us one time

C G D

And last for a lifetime

G D C D

And never let go till we're one

G D

Love was when I loved you

C G D
One true time I hold to
G D C D
In my life we'll always go on

Em D C D
Near, far, wherever you are
Em D C D
I believe that the heart does go on
Em D C D
Once more you open the door
Em D
And you're here in my heart
C D G
And my heart will go on and on

Em D C D
You're here, there's nothing I fear,
Em D Em D
And I know that my heart will go on
Em D C D
We'll stay forever this way
Em D
You are safe in my heart
C D G
And my heart will go on and on

Never On Sunday**Never On Sunday chords**

Manos Hadjidakis (performed by The Chordettes, Petula Clark, Lale Andersen, Doris Day, Connie Francis, etc)

D Dmaj7 A A7 D

D Dmaj7 A A7
Oh, you can kiss me on a Monday, a Monday a Monday,
D
is very, very good

Dmaj7 A A7
Or you can kiss me on a Tuesday, a Tuesday a Tuesday,
D
in fact I wish you would

Dmaj7 A
Or you can kiss me on a Wednesday a Thursday a
A7 D
Friday, and Saturday is best

Dmaj7 A A7
But never, ever on a Sunday, a Sunday a Sunday,
D
cause that's my day of rest

A7 Em A D A7
Most any day, you can be my guest;
Em G A7 A D A7
any day you say, but my day of rest
Em A D A7
Just name the day, that you like the best;
Em G A7 A D
only stay away, on my day of rest

D Dmaj7 A A7
Oh, you can kiss me on a cool day, a hot day, a wet day,
D
which ever one you choose

Dmaj7 A A7
Or try to kiss me on a grey day, a May day, a pay day,
D
and see if I refuse

D Dmaj7 A A7
And if you make it on a bleak day, a freak day, or a week day,
D
well you can be my guest

Dmaj7 A A7
But never ever on a Sunday, a Sunday, the one day,
D
I need a little rest

A7 Em A D A7
Most any day, you can be my guest;
Em G A7 A D A7
any day you say, but my day of rest
Em A D A7
Just name the day, that you like the best;
Em G A7 A D
only stay away, on my day of rest

D Dmaj7 A A7
Oh, you can kiss me on a week day, a week day, a week day,
D
the days to be my guest

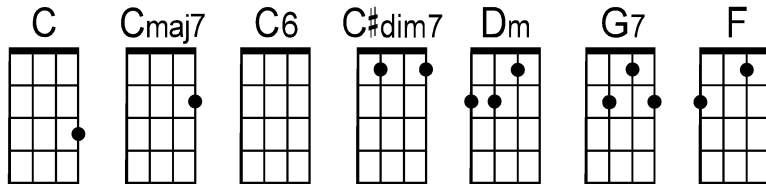
Dmaj7 A A7
But never, ever on a Sunday, a Sunday a Sunday,
D
cause that's my day of rest

Dmaj7 A A7
But never, ever on a Sunday, a Sunday a Sunday,
D
cause that's my day of rest

Set8

Que Sera Sera (original key of C)

by Jay Livingston and Ray Evans (1955)



Waltz tempo

C
Cmaj7
C6
C
C#dim
Dm
 When I was just a little (girl/boy), I asked my mother, "what will I be?"
G7
Dm
G7
C
 "Will I be (pretty/handsome)? will I be rich?" Here's what she said to me:

Chorus:
F
C
 Que se-ra sera, whatever will be, will be.
G
G7
C
 the future's not ours to see. Que se-ra se-ra.

C
Cmaj7
C6
C
C#dim
Dm
 When I was just a child in school, I asked my teacher "what should I try?"
G7
Dm
G7
C
 "Should I paint pictures? should I sing songs?" this was her wise re-ply:

Chorus

C
Cmaj7
C6
C
Cdim
Dm
 When I grew up and fell in love, I asked my sweetheart, "What lies a-head?"
G7
Dm
G7
C
 "Will we have rainbows day after day?" Here's what my sweetheart said:

Chorus

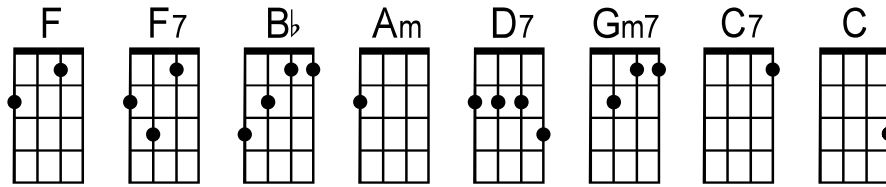
C
Cmaj7
C6
C
C#dim
Dm
 Now I have children of my own, they ask their (mother/father), "What will I be?"
G7
Dm
G7
C
 "Will I be (pretty/handsome)? will I be rich?" I tell them ten-der-ly:

Ending Chorus

F
C
 Que sera se-ra, whatever will be, will be.
G
G7
C
 the future's not ours to see. Que se-ra se-ra.
G7
C G7 . . C
 what will be will be! Que ser-a ser-aaaa!

Raindrops Keep Falling On My Head

by Hal David and Burt Bacharach



Intro: F, C, Bb, C

F F7 Bb Am
Raindrops keep falling on my head, and just like the guy whose feet are too big for his bed
D7 Am

Nothing seems to fit

D7 Gm7 C7
Those rain-drops are falling on my head, they keep falling.

F F7 Bb Am
So I just did me talking to the sun, and I said I didn't like the way he got things done.

D7 Am

Sleeping on the job

D7 Gm7 C7
Those rain-drops are falling on my head, they keep falling.

F F7
But there's one thing, I know

Bb C Am
The blues they send to meet me won't de-feat me

D7 Gm7 Gm7, C, Gm7, C
It won't be long till happiness steps up to greet me.

F F7 Bb Am
Raindrops keep falling on my head, but that doesn't mean my eyes will soon be turning red
D7 Am

Crying's not for me

D7 Gm7 C7 F Gm7 C7 F
'cause I'm never gonna stop the rain by complaining, because I'm free, nothing's worrying me.

TAB: F F7 Bb C Am
A--0--3---0--1---0-----0---0--1--5--3
E-----3-----3--1-----3-----
C-----
G-----


D7 Gm7 Gm7, C, Gm7, C
It won't be long till happiness steps up to greet me

F F7 Bb Am
Raindrops keep falling on my head, but that doesn't mean my eyes will soon be turning red
D7 Am

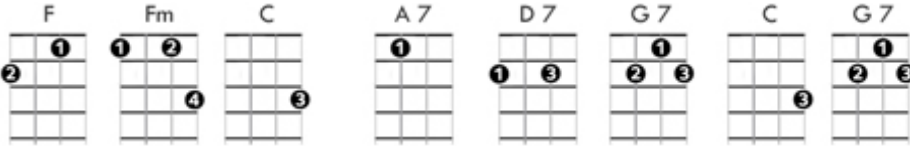
Crying's not for me

D7 Gm7 C7 F Gm7 C7 F
'cause I'm never gonna stop the rain by complaining, because I'm free, nothing's worrying me

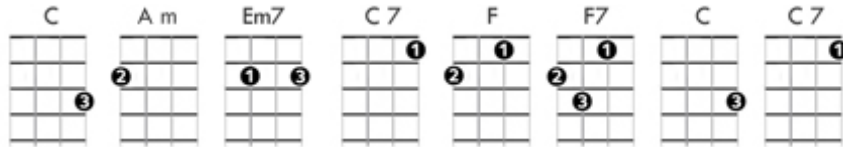
Somewhere Over The Rainbow – Soprano Ukulele



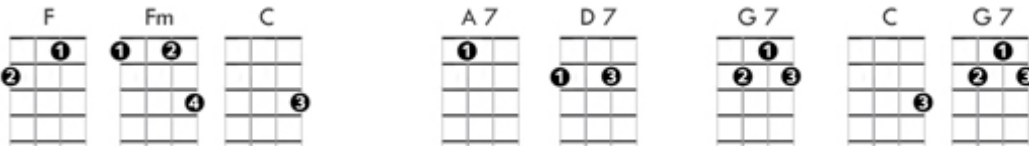
Some – where over the rainbow, way up high,



There's a land that I heard of once in a lull – a – by



Some – where over the rainbow, skies are blue,




And the dreams that you dare to dream really do come true



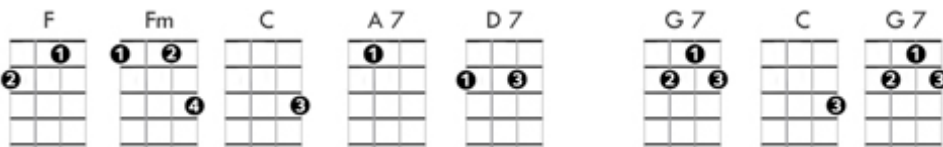
Someday I'll wish upon a star and wake up where the clouds are far behind me



Where troubles melt like lemon drops, away above the chimney tops, that's where you'll find me



Some – where over the rainbow, blue birds fly



Birds fly over the rainbow, why then oh why can't I?



If happy little bluebirds fly beyond the rainbow, why oh why can't I?

Somewhere over the rainbow - Israel Kamakawiwo'ole

Intro: **[C] [Cmaj7] [Am] [F] [C] [G] [Am] [F]** 1 bar each

[C]x2 [Em]x2 [F]x2 [C]x2

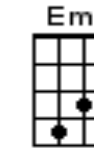
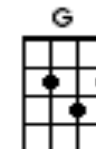
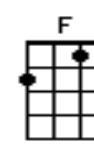
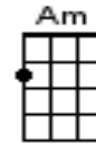
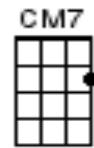
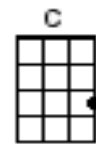
Oooo, oooo, oooo...

[F]x2 [E7]x2 [Am]x2 [F]x2

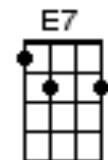
Oooo, oooo, oooo...

[C] Somewhere **[Em]** over the rainbow
[F] Way up **[C]** high
[F] And the **[C]** dreams that you dream of
[G] Once in a lulla**[Am]** by...**[F]**

all chords
2 bars



[C] Somewhere **[Em]** over the rainbow
[F] Blue birds **[C]** fly
[F] And the **[C]** dreams that you dream of
[G] Dreams really do come **[Am]** true...**[F]**



Some**[C]** day I'll wish upon a star
[G] Wake up where the clouds are far **[Am]** behind me-**[F]**-e-e
 Where **[C]** trouble melts like lemon drops
[G] High above the chimney tops
 That's **[Am]** where you'll **[F]** find me

[C] Somewhere **[Em]** over the rainbow
[F] Blue birds **[C]** fly
[F] And the **[C]** dream that you dare to
 Oh **[G]** why o why can't I **[Am]** **[F]**

Some**[C]** day I'll wish upon a star
[G] Wake up where the clouds are far **[Am]** behind me-**[F]**-e-e
 Where **[C]** trouble melts like lemon drops
[G] High above the chimney tops
 That's **[Am]** where you'll **[F]** find me

[C] Somewhere **[Em]** over the rainbow
[F] Way up high **[C]**
[F] And the **[C]** dreams that you dare to
 Oh **[G]** why o why can't I **[Am]** **[F]**

[C]x2 [Em]x2 [F]x2 [C]x2

Oooo, oooo, oooo...

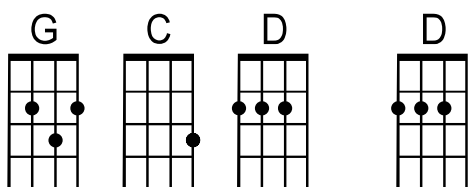
[F]x2 [E7]x2 [Am]x2 [F]x2

Oooo, oooo, oooo...

slow and end C

The Lion Sleeps Tonight (Mbube-Original Key of G)

Solomon Linda (1939)



Intro: G C G D
Wee dee dee hee, dee dee dee dee hee, a wee I'm on ma way
G C G D
Wee dee dee hee, dee dee dee dee hee, a wee I'm on ma way

G C G D
Wimoweh, wimoweh, wimoweh, wimoweh
G C G D
Wimoweh, wimoweh, wimoweh, wimoweh

G C G D
In the jungle, the mighty jungle, the lion sleeps to-night
G/D* C G D, D*
In the jungle, the quiet jungle, the lion sleeps to-night

G C G D
Wimoweh, wimoweh, Wimoweh, wimoweh
G C G D
Wimoweh, wimoweh, Wimoweh, wimoweh

G C G D
Near the village, the peaceful village, the lion sleeps tonight
G C G D, D*
Near the village, the quiet village, the lion sleeps tonight

G C G D
Wimoweh, wimoweh, Wimoweh, wimoweh
G C G D
Wimoweh, wimoweh, Wimoweh, wimoweh

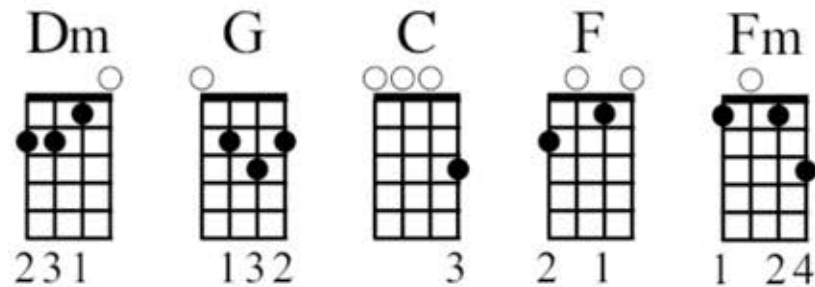
Instrumental: G C G D, G C G D
G C G D
Hush my darling, don't fear my darling, the lion sleeps tonight
G/D* C G D, D*
Hush my darling, don't fear my darling, the lion sleeps tonight.

G C G D
Wimoweh, wimoweh, Wimoweh, wimoweh
G C G D
Wimoweh, wimoweh, Wimoweh, wimoweh
G/D* C G D
Wee dee dee hee, dee dee dee dee hee, a wee I'm on ma way
G C G D
(Fade out) Wee dee dee hee, dee dee dee dee hee, a wee I'm on ma way

The Moon Song



Karen 0



INTRO

Dm G C

VERSE 1

Dm G C
I'm lying on the moon
Dm G C
My dear, I'll be there soon
Dm G C
It's a quiet starry place
Dm G
Time's we're swallowed up
F Fm C
In space we're here a million miles away

VERSE 2

Dm G C
There's things I wish I knew
Dm G C
There's no thing I keep from you
Dm G C
It's a dark and shiny place
Dm G
But with you my dear
F Fm C
I'm safe and we're a million miles away

VERSE 3

Dm G C
We're lying on the moon
Dm G C
It's a perfect afternoon
Dm G C
Your shadow follows me all day
Dm G
Making sure that I'm
F Fm C
Okay and we're a million miles away

The Way We Were

Words & Music by Alan and Marilyn Bergman, Marvin Hamlisch

C Em⁷ Fmaj⁷ Am Fmaj⁷ Em⁷ E⁷ Am
 Mem - 'ries light the cor-ners of my mind, Mist-y wa-ter col-or mme, - 'ries

Fmaj⁷ G¹¹ Cmaj⁷ Eb¹³ Abmaj⁷ G¹³ C Em⁷ Fmaj⁷
 6 of the way we were. Scat-tered pic - tures of the smiles we left be-

Am Fmaj⁷ Em⁷ E⁷ Am⁷ Amaj⁷ G¹¹ Cmaj⁷ C⁷
 11 hind, smiles we gave to one an - oth - er for the way we were.

F C/E Dm⁷ Em⁷ A⁷
 17 Can it be that it was all so sim-ple then, or has time re-writ-ten ev-'ry line?

Dm Bb Gaug⁷ Em
 21 If we had the chane to do it all a - gain, tell me would we?

G¹³ C Em⁷ Fmaj⁷ Am Fmaj⁷ Em⁷ E⁷
 24 could we? Mem - 'ries may be beau-ti-ful and yet what's so pain-ful to re -

Am Fmaj⁷ E⁷ Am Fmaj⁷ Em⁷ Fmaj⁷ Em⁷
 29 mem - ber We sim-ple choose to for - get So it's the laugh - ter we will re-mem - ber

Fmaj⁷ Em⁷ Fmaj⁷ G¹¹ C Gm A⁷ Fm Em Fmaj⁷ C
 36 When-ev-er we re-mem - ber the way we were the way we were

Tiptoe Through the Tulips

From: Richard G's Ukulele Songbook www.scorpex.net/uke.htm

[C] Tiptoe [A7] by the [F] window [G7]
By the [C] window [E7]
That is [F] where I'll [Fm] be
Come [C] tiptoe [A7] through the [F] tulips [G7]
With [C] me [A7] [F] [G7]

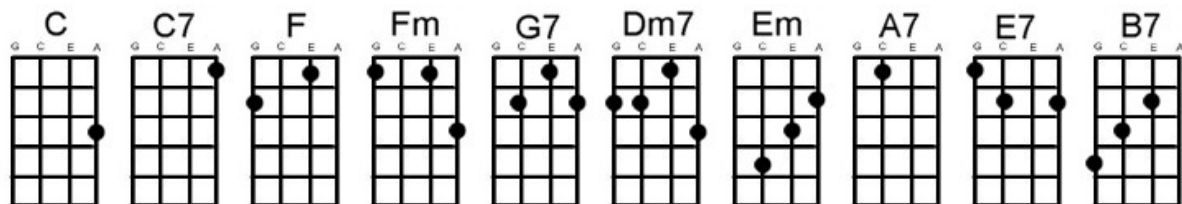
[C] Tiptoe [A7] from your [F] pillow [G7]
To the [C] shadow [E7]
Of the [F] willow [Fm] tree
And [C] tiptoe [A7] through the [F] tulips [G7]
With [C] me [C7]

[Dm7] Knee deep in [Em] flowers we'll [A7] stray
[B7] We'll keep the [Em] showers awa[G7]y







And if I...





[C] Kissed you [A7] in the [F] garden [G7]
In the [C] moonlight [E7]
Would you [F] pardon [Fm] me?
Come [C] tiptoe [A7] through the [F] tulips [G7]
With [C] me







Come [C] tiptoe [A7] through the [F] tulips [G7]
With [C] me [C7] [F] [Fm] [C] [G7] [C] [G7] [C]












Tiptoe Thru the Tulips






 / / /
  / / /
  /
  /
  /
  /
 Tiptoe to the window, by the window, that is where I'll be,







 / / /
  / / /
  / / /
  / / /
 Come tiptoe through the tulips with me. Oh...










 / / /
  / / /
  /
  /
  /
  /
 Tiptoe from your pillow to the shadow of a willow tree,

 / / /
  / / /
  /
  /
  /
  /
 And tiptoe through the tulips with me.

 / / / / / / /
  / / /
  / / /
 Knee deep in flowers we'll stray,

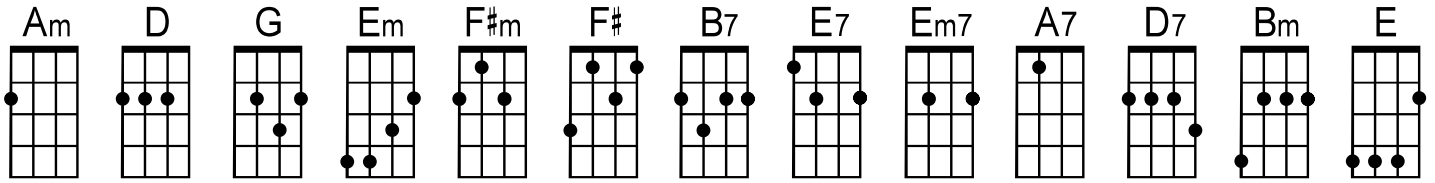
 / / / / / / /
  / / /
  /
  /
  /
 We'll keep the showers a-way. And if I

 / / /
  / / /
  /
  /
  /
  /
 Kiss you in the garden, in the moonlight, will you pardon me?

 / / /
  / / /
  /
  /
  /
  /
  / / /
  /
  /
 Come tiptoe through the tulips with me.

You Light Up My Life

by Joe Brooks



Am D G Em
So many nights, I'd sit by my window
F#m B7 Em E7
Waiting for someone to sing me his/her song
Am D G Em
So many dreams, I kept deep in-side me
F# A7 Em7 A7
Alone in the dark, but now you've come a- long.

D D7
Chorus: And you light up my life
B7 Em
You give me hope to carry on
Em7 A7 D Bm Em A7
You light up my days, and fill my nights, with song.

Am D G Em
Rolling at sea, a-drift on the waters
F#m B7 Em E7
Could it be fin-ally, I'm turn-ing for home?
Am D G Em
Finally a chance to say, "Hey, I love you"
F# A7 Em7 A7
Never again, to be all a- lone

Chorus

Ending:
D D7
And you, you light up my life
B7 Em
You give me hope, to carry on
Em7 A7 F# Bm
You light up my days, and fill my nights with song
E D F# Bm E
It can't be wrong, when it feels so right
D ,Em A G D A G D
'Cause you, you light up my-y-y-y-y li-i-i-ife.

‘Ukulele: Most Commonly Used Triads and Sevenths from Major Scales

I	ii	ii7	II7	iii	IV	V	V7	vi	vii°
F 	Gm 	Gm7 	G7 	Am 	Bb 	C 	C7 	Dm 	E dim
C 	Dm 	Dm7 	D7 	Em 	F 	G 	G7 	Am 	Bdim
G 	Am 	Am7 	A7 	Bm 	C 	D 	D7 	Em 	F#dim
D 	Em 	Em7 #1 	E7 	F#m 	G 	A 	A7 	Bm 	C# dim
A 	Bm 	Bm7 	B7 	C#m 	D 	E 	E7 	F#m 	G# dim