


Easy Beatles Jam

Wednesday 11th April 2018
Jam from 7 to 9 pm



Walter Baker Artist Lofts

1231 Adams Street
Boston, MA 02124
Common Room

Nearest T: **Milton T (red line to Ashmont)**

Line-up by increasing difficulty

1. [Eleanor Rigby](#) [F and Am], [2-pages](#) [C, Em, Em6, Em7], [fingerstyle](#) [G & Bm]
2. [Love Me Do](#) [C, G, D]
3. [Ob-la-di-ob-la-da](#)
4. [Eight Days a Week](#)
5. [When I'm Sixty-Four](#)
6. [Yellow Submarine](#)
7. [Octopus's Garden](#)
8. [Maxwell's Silver Hammer](#)
9. [Norwegian Wood](#)
10. [Imagine](#)
11. [Let It Be](#)
12. [Hey Jude](#)
13. [I Should Have Known Better](#)
14. [I Want to Hold Your Hand](#)
15. [Yesterday](#)
16. [Penny Lane](#)
17. [Something](#)
18. [Twist and Shout](#)
19. [You've Got to Hide Your Love Away](#)
20. [Michelle](#) with riffs, [fingerstyle](#)
21. [Mother Nature's Son](#)
22. [All My Loving](#)
23. [From Me to You](#)

For more information about ukulele workshops, song sheets, tips & advice, chord charts, and event announcements visit <http://www.anneku.com/ukulele/>

Eleanor Rigby

The Beatles

| [F] Ah, look at | all the lonely | [Am] people | [Am]
| [F] Ah, look at | all the lonely | [Am] people | [Am]

| [Am] Eleanor Rigby, | picks up the rice in the
| Church where a wedding has | [F] been, | lives in a dream
| [Am] Waits at the window, | wearing the face that she
| Keeps in a jar by the | [F] door. | Who is it for?

Chorus:

| [Am] All the lonely | people,
where | [F] do they all come | [Am] from?
| [Am] All the lonely | people,
where | [F] do they all be- | [Am] long?

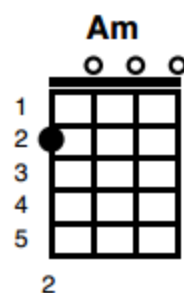
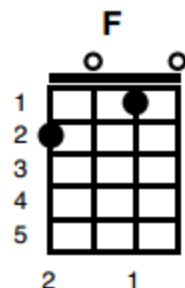
| [Am] Father McKenzie, | writing the words of a
| Sermon that no one will | [F] hear, | no one comes near
| [Am] Look at him working, | darning his socks in the
| Night when there's nobody | [F] there. | What does he care?

Chorus

| [F] Ah, look at | all the lonely | [Am] people | [Am]
| [F] Ah, look at | all the lonely | [Am] people | [Am]

| [Am] Eleanor Rigby, | died in the church and was
| Buried along with her | [F] name, | nobody came
| [Am] Father McKenzie, | wiping the dirt from his
| Hands as he walks from the | [F] grave, | no one was saved

Chorus



Eleanor Rigby

Lennon-McCartney 1966

INTRO: / 1 2 3 4 / [C]↓↓↓↓ /

[C] Ah, look at all the lonely [Em] people [Em]

[C] Ah, look at all the lonely [Em] people [Em]

[Em] Eleanor Rigby

[Em] Picks up the rice in the church where a wedding has [C] been

[C] Lives in a dream

[Em] Waits at the window

[Em] Wearing the face that she keeps in a jar by the [C] door

[C] Who is it for?

[Em7] All the lonely [Em6] people

Where [C] do they all come [Em] from?

[Em7] All the lonely [Em6] people

Where [C] do they all be-[Em]long?

[Em] Father McKenzie

[Em] Writing the words of a sermon that no one will [C] hear

[C] No one comes near

[Em] Look at him working

[Em] Darning his socks in the night when there's nobody [C] there

[C] What does he care?

[Em7] All the lonely [Em6] people

Where [C] do they all come [Em] from?

[Em7] All the lonely [Em6] people

Where [C] do they all be-[Em]long?

[C] Ah, look at all the lonely [Em] people [Em]

[C] Ah, look at all the lonely [Em] people [Em]

[Em] Eleanor Rigby

[Em] Died in the church and was buried along with her [C] name

[C] Nobody came

[Em] Father McKenzie

[Em] Wiping the dirt from his hands as he walks from the [C] grave

[C] No one was saved

TWO PARTS TOGETHER:

<PART 1>

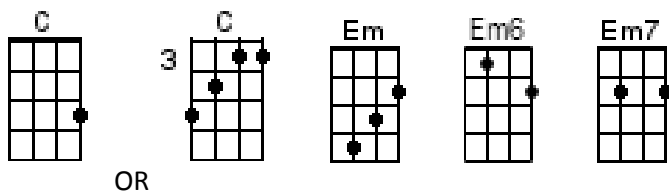
[Em7] All the lonely [Em6] people
Where [C] do they all come [Em] from?

[Em7] All the lonely [Em6] people
Where [C] do they all be-[Em]long? [Em]↓

<PART 2>

[Em7] *Ah, look at [Em6] all the lonely [C] people [Em]*

[Em7] *Ah, look at [Em6] all the lonely [C] people [Em]/[Em]↓*



www.bytownukulele.ca

ELEANOR RIGBY

As recorded by Gerald Ross

(From the 2005 Album UKULELE STOMP)

Transcribed by Dominator
Tune Ukulele - gCEA

Words and Music by John Lennon/Paul McCartney
Arranged by Gerald Ross

A Intro

Moderately ♩ = 134

8va-----1

8va-----1

1

Gtr I

T 0 2 3 0 3 2 3 2 4 3 2 0 0 0 0

A 0 0 0 0 0 0 0 0 0 0 0 0 0 0 0

B 0 0 0 0 0 0 0 0 0 0 0 0 0 0 0

H P

8va-----1

8va 8va 8va 8va-----1

6

T 0 0 0 0 0 0 0 0 0 0 0 0 0 0 0

A 2 0 0 2 3 0 3 2 0 0 3 2 0 0 0

B 0 0 0 0 0 0 0 0 0 0 0 0 0 0 0

B Verse



8va-----1

8va-----1

10

T 0 2 0 0 0 0 0 0 0 0 0 0 0 0 0

A 3 2 0 0 0 0 0 0 0 0 0 0 0 0 0

B 0 0 0 0 0 0 0 0 0 0 0 0 0 0 0

8va-----1

14

T 4 2 0 2 0 0 0 2 3 2 0 2 0 2 0 0

A 3 3 3 3 0 0 0 0 0 3 3 3 3 0 3

B 0 0 0 0 0 0 0 0 0 0 0 0 0 0 0

8va-----1

18

T 0 2 5 4 2 4 2 0 2 0 0 0 0 2 3 2 0

A 0 3 3 3 3 3 3 3 3 0 3 0 0 3 0 3 0

B 0 0 0 0 0 0 0 0 0 0 0 0 0 0 0 0 0

C Chorus

8va-----

22

T 3 5 2 3 0 0 0 5 2 0 0 0
 A 3 5 3 3 0 0 0 5 3 0 3 0 0 0
 B 0 0 0 0 4 0 0 0 0 0 0 0 0 0

D.S. al Coda
To Coda

8va-----

26

T 0 0 2 3 0 0 2 0 2 0 3 0 3 0 0 0
 A 3 3 3 3 0 0 3 0 2 0 3 0 3 0 0 0
 B 0 0 0 0 2 0 0 0 1 0 0 0 0 0 0 0

D Bridge

8va-----

30

T 0 2 3 3 2 0 3 0 2 0 2 0 0 0 0
 A 2 3 3 3 2 0 3 0 3 0 2 0 2 0
 B 0 0 0 0 2 4 4 0 2 0 0 0 0 0

8va-----

34

T 0 0 0 2 3 3 2 0 3 0 2 0 0 0 0
 A 0 0 0 2 4 4 2 0 3 0 3 0 2 0 3
 B 0 0 0 0 4 0 0 0 0 0 4 0 0 0 0

E Verse

8va-----

38

T 0 2 0 2 5 4 2
 A 3 3 3 3 3 3
 B 4 4 4 0 0 0 0 0 0 0 0

8va-----

8va-----

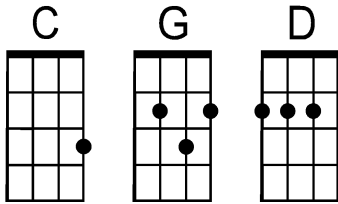
F Chorus

8va-----

8va 8va 8va-----

Love Me Do

by John Lennon and Paul McCartney (1962)



suggested strum: D . D U D U D U

Intro: G . . . C . . . G . . . C . . . G . . . C . . . G . . . |

G . . . C . . . G . . . C . . .
Love, love me do, you know I love you
. G . . . C . . . | | C \ (tacet) G . . . C . . . G . . . C . . .
I'll al - ways be true, so pleeeeeeease... Love me do-o, whoa-oh, love me do.

G . . . C . . . G . . . C . . .
Love, love me do, you know I love you
. G . . . C . . . | | C \ (tacet) G . . . C . . . G . . .
I'll al - ways be true, so pleeeeeeease... Love me do-o, whoa-oh, love me do.

Bridge: D . . . | C . . . G . . .
Some- one to love, some- bo-dy new
D . . . | C . . . G \\
Some--one to love, some- one like you.

G . . . C . . . G . . . C . . .
Love, love me do, you know I love you
. G . . . C . . . | | C \ (tacet) G . . . C . . . G . . . |
I'll al - ways be true, so pleeeeeeease... Love me do-o, whoa-oh, love me do.

Instrumental Bridge: D . . . | C . . . G . . .
D . . . | C . . . G . . . | | | G \

G . . . C . . . G . . . C . . .
Love, love me do, you know I love you
. G . . . C . . . | | C \ (tacet) G . . . C . . . G . . . C . . .
I'll al - ways be true, so pleeeeeeease... Love me do-o, whoa-oh, love me do.

G . . . C . . . G . . . G \ C \ G \
Yeah, well, love me do! whoa-oh love me do.

OB-LA-DI, OB-LA-DA - Lennon & McCartney

[C] Desmond has a barrow in the [G] marketplace,
[G7] Molly is the singer in a [C] band,
[C] Desmond says to [C7] Molly, girl, I [F] like your face,
And Molly [C] says this as she [G7] takes him by the [C] hand.

CHORUS:

Ob-la-[C]-di, ob-la-da, life goes [G] on, [Am] brah,
[F] La la how the [G7] life goes [C] on.
Ob-la-[C]-di, ob-la-da, life goes [G] on, [Am] brah,
[F] La la how the [G7] life goes [C] on.

[C] Desmond takes a trolley to the [G] jeweler's store,
[G7] Buys a twenty carat golden [C] ring,
[C] Takes it back to [C7] Molly waiting [F] at the door,
And as he [C] gives it to her [G7] she begins to [C] sing.

CHORUS:

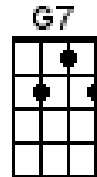
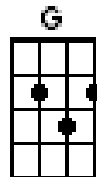
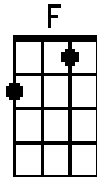
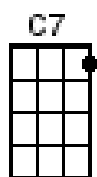
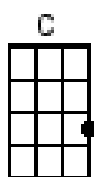
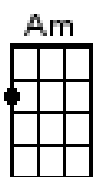
Ob-la-[C]-di, ob-la-da, life goes [G] on, [Am] brah,
[F] La la how the [G7] life goes [C] on.
Ob-la-[C]-di, ob-la-da, life goes [G] on, [Am] brah,
[F] La la how the [G7] life goes [C] on.

[F] In a couple of years they have built a home, sweet [C] home,
[F] With a couple of kids running in the yard
Of [C] Desmond and Molly [G7] Jones (ha,ha,ha,ha, ha)

[C] Happy ever after in the [G] market place,
[G7] Desmond lets the children lend a [C] hand,
[C] Molly stays at [C7] home and does her [F] pretty face
And in the [C] evening she's a [G7] singer with the [C] band.

CHORUS:

Ob-la-[C]-di, ob-la-da, life goes [G] on, [Am] brah,
[F] La la how the [G7] life goes [C] on.
Ob-la-[C]-di, ob-la-da, life goes [G] on, [Am] brah,
[F] La la how the [G7] life goes [C] on.
And if you [Am] want some fun, sing [F]↓ Ob-la-[G7]↓di-bla-[C]↓da



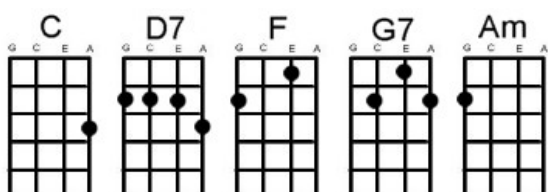
Eight Days A Week Beatles

Hear this song at: <http://www.youtube.com/watch?v=0uKwo7exIEY>

From: Richard G's Ukulele Songbook www.scorpex.net/Uke

Intro: [C] [D7] [F] [C]

[C] Ooh I need your [D7] love babe [F] guess you know it's [C] true
[C] Hope you need my [D7] love babe [F] just like I need [C] you
[Am] Hold me [F] love me [Am] hold me [D7] love me
[C] Ain't got nothing but [D7] love babe [F] eight days a [C] week
[C] Love you every [D7] day girl [F] always on my [C] mind
[C] One thing I can [D7] say girl [F] love you all the [C] time
[Am] Hold me [F] love me [Am] hold me [D7] love me
[C] Ain't got nothing but [D7] love babe [F] eight days a [C] week
[G] Eight days a week I [Am] love you
[D7] Eight days a week is [F] not enough to [G7] show I care
[C] Ooh I need your [D7] love babe [F] guess you know it's [C] true
[C] Hope you need my [D7] love babe [F] just like I need [C] you
[Am] Hold me [F] love me [Am] hold me [D7] love me
[C] Ain't got nothing but [D7] love babe [F] eight days a [C] week
[G] Eight days a week I [Am] love you
[D7] Eight days a week is [F] not enough to [G7] show I care
[C] Love you every [D7] day girl [F] always on my [C] mind
[C] One thing I can [D7] say girl [F] love you all the [C] time
[Am] Hold me [F] love me [Am] hold me [D7] love me
[C] Ain't got nothing but [D7] love babe [F] eight days a [C] week
[F] Eight days a [C] week [F] eight days a [C] week
[C] [D7] [F] [C]



WHEN I'M 64 – The Beatles

[C] / [C] / [F] [G] / [C]↓ [G]↓ [C]↓ / [C] / [C] /

[C] When I get older losing my hair, many years from [G7] now,
Will you still be sending me a Valentine?

Birthday greetings, [C] bottle of wine?

If I'd been out to quarter to three

[C7] Would you lock the [F] door?

Will you still [Fm] need me, [C] will you still [A] feed me,

[D] When I'm [G7] sixty-[C]↓four? [G7]↓[C]↓

[Am] / [Am] / [G] / [Am] /

[Am] You'll be [Am] older [E7] too [E7]

[Am] / [Am] And if you [Dm] say the word [Dm]

[F] I could [G] stay with [C] you [G] / [G] /

[C] I could be handy mending a fuse, when your lights have [G7] gone

You can knit a sweater by the fireside,

Sunday mornings [C] go for a ride.

Doing the garden, digging the weeds,

[C7] Who could ask for [F] more?

Will you still [Fm] need me, [C] will you still [A] feed me,

[D] When I'm [G7] sixty-[C]↓four? [G7]↓[C]↓

[Am] Ev'ry summer we could rent a [Am] cottage in the Isle of [G] Wight,
If it's not too [Am] dear

[Am] We shall [Am] scrimp and [E7] save [E7]

[Am] / [Am] Grandchildren [Dm] on your knee [Dm]

[F] Vera, [G] Chuck and [C] Dave [G] / [G] /

[C] Send me a post-card, drop me a line,

Stating point of [G7] view

Indicate precisely what you mean to say,

Yours sincerely [C] wasting away

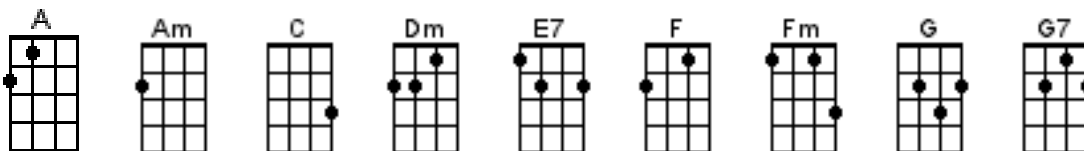
Give me your answer fill in a form,

[C7] Mine forever [F] more

Will you still [Fm] need me, [C] will you still [A] feed me,

[D] When I'm [G7] sixty-[C]↓four? [G7]↓[C]↓

[C] / [C] / [F] [G] / [C]↓ [G]↓ [C]↓



Yellow Submarine - The Beatles (1966)

INTRO: / 1 2 3 4 / [C]↓ [C]↓ [C]↓

In the [G] town where [F] I was [C] born
[Am] Lived a [Dm] man who [Am] sailed to [G] sea
[C] And he [G] told us [F] of his [C] life
[Am] In the [Dm] land of [Am] subma-[G]rines

[C] So we [G] sailed on [F] to the [C] sun
[Am] Till we [Dm] found the [Am] sea of [G] green
[C] And we [G] lived be-[F]neath the [C] waves
[Am] In our [Dm] yellow [Am] subma-[G]rine

CHORUS:

[C] We all live in a [G] yellow submarine
Yellow submarine [C] yellow submarine
We all live in a [G] yellow submarine
Yellow submarine [C] yellow submarine

And our [G] friends are [F] all a-[C]board
[Am] Many [Dm] more of them [Am] live next [G] door
[C] And the [G] band be-[F]gins to [C] play

[C] / [C][G] /

CHORUS:

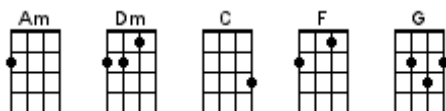
[C] We all live in a [G] yellow submarine
Yellow submarine [C] yellow submarine
We all live in a [G] yellow submarine
Yellow submarine [C] yellow submarine

As we [G] live a [F] life of [C] ease (*life of ease*)
[Am] Every [Dm] one of us (*every one of us*)
Has [Am] all we [G] need (*has all we need*)
[C] Sky of [G] blue (*sky of blue*)
And [F] sea of [C] green (*sea of green*)
[Am] In our [Dm] yellow (*in our yellow*)
[Am] Subma-[G]rine (*submarine - ha ha!*)

CHORUS:

[C] We all live in a [G] yellow submarine
Yellow submarine [C] yellow submarine
We all live in a [G] yellow submarine
Yellow submarine [C] yellow submarine

[C] We all live in a [G] yellow submarine
Yellow submarine [C] yellow submarine
We all live in a [G] yellow submarine
Yellow submarine [C]↓ yellow [C]↓ subma-[C]↓rine



OCTOPUS'S GARDEN

Richard Starkey (Ringo Starr) as recorded by The Beatles (1969)

INTRO: / 1 2 / 1 2 / [F] / [F] /

[F] I'd like to be [Dm] under the sea
In an [Bb] octopus's garden in the [C7] shade [C7]
[F] He'd let us in [Dm] knows where we've been
In his [Bb] octopus's garden in the [C7] shade [C7]

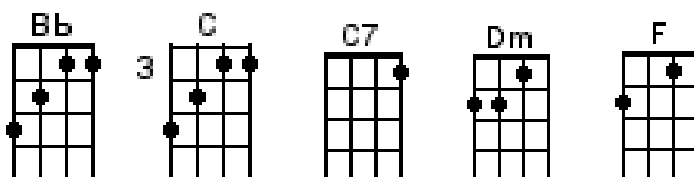
[Dm] I'd ask my friends, to come and see
[Bb] An octopus's [C]↓ gar-[C]↓ den [C]↓ with [C]↓ me
[F] I'd like to be [Dm] under the sea
In an [Bb] octopus's [C7] garden in the [F] shade [F]

[F] We would be warm [Dm] below the storm
In our [Bb] little hideaway beneath the [C7] waves [C7]
[F] Resting our head [Dm] on the sea bed
In an [Bb] octopus's garden near a [C7] cave [C7]

[Dm] We would sing, and dance around
[Bb] Because we know we [C]↓ can't [C]↓ be [C]↓ found [C]↓
[F] I'd like to be [Dm] under the sea
In an [Bb] octopus's [C7] garden in the [F] shade [F]

[F] We would shout [Dm] and swim about
The [Bb] coral that lies beneath the [C7] waves [C7]
[F] Oh, what joy, for [Dm] every girl and boy
[Bb] Knowing they're happy and they're [C7] safe [C7]

[Dm] We would be, so happy you and me
[Bb] No one there to tell us what to [C]↓ do [C]↓ [C]↓ [C]↓
[F] I'd like to be [Dm] under the sea
In an [Bb] octopus's [C7] garden with [Dm] you [Dm]
In an [Bb] octopus's [C7] garden with [Dm] you [Dm]
In an [Bb] octopus's [C7] garden with [F] you [F]↓ [C7]↓ [F]↓



MAXWELL'S SILVER HAMMER - The Beatles

[C] Joan was quizzical [A7] studied pataphysical [Dm] science in the home
[G7] Late nights all alone with a test tube [C] oh oh oh [G7] oh
[C] Maxwell Edison [A7] majoring in medicine [Dm] calls her on the phone
[G7] Can I take you out to the pictures [C] Jo-o-o-[G7]oan
But [D7]↓ as she's getting ready to go ↑↓↑
A [G7]↓ knock comes on the door ↑↓ ↓↓

[C] Bang Bang Maxwell's silver hammer came [D7] down upon her head
[G7] Bang Bang Maxwell's silver hammer
Made [Dm] sure that [G7] she was [C]↓ dead [G7]↓ [C]↓

(KAZOO - Sil-ver ham-mer...)

[C]↓ [E7]↓/[Am]↓ [C7]↓/[F]↓[F]↓/[C]↓[G7]↓[C]↓/

[C] Back in school again [A7] Maxwell plays the fool again [Dm] teacher gets annoyed
[G7] Wishing to avoid an unpleasant [C] sce-e-e-[G7]ene
[C] She tells Max to stay [A7] when the class has gone away [Dm] so he waits behind
[G7] Writing fifty times I must not be [C] so-o-o-[G7]o
But [D7]↓ when she turns her back on the boy ↑↓↑
He [G7]↓ creeps up from behind ↑↓ ↓↓

[C] Bang Bang Maxwell's silver hammer came [D7] down upon her head
[G7] Bang Bang Maxwell's silver hammer
Made [Dm] sure that she was [G7] dead

(KAZOO - Bang, bang Maxwell's silver hammer came down upon her head...)

[C]/[C]/[D7]/[D7]/ [G7]/[G7]/[Dm] [G7]/ [C]↓[G7]↓[C]↓/

(KAZOO - Sil-ver ham-mer...)

[C]↓ [E7]↓/[Am]↓ [C7]↓/[F]↓[F]↓/[C]↓[G7]↓[C]↓/

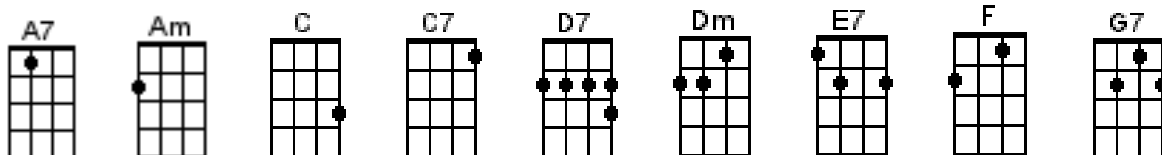
[C] P.C. Thirty-one [A7] said we caught a dirty one [Dm] Maxwell stands alone
[G7] Painting testimonial pictures [C] oh oh oh [G7] oh
[C] Rose and Valerie [A7] screaming from the gallery [Dm] say he must go free
The [G7] judge does not agree and he tells them [C] so-o-o-[G7]o
But [D7]↓ as the words are leaving his lips ↑↓↑
A [G7]↓ noise comes from behind ↑↓ ↓↓

[C] Bang Bang Maxwell's silver hammer came [D7] down upon his head
[G7] Bang Bang Maxwell's silver hammer
Made [Dm] sure that he was [G7] dead

(KAZOO - Bang, bang Maxwell's silver hammer came down upon her head...)

[C]/[C]/[D7]/[D7]/[G7]/[G7]/[Dm] [G7]/ [C]↓[G7]↓[C]↓/

[C]↓ Sil-[E7]↓ver [Am]↓ Ham-[C7]↓mer / [F]↓[F]↓/[C]↓[G7]↓[C]↓



Norwegian Wood Beatles

Hear this song at: <http://www.youtube.com/watch?v=IY5i4-rWh44> (Original key E)

From: Richard G's Ukulele Songbook www.scorpexuke.com

Uke 1:	G							F		G									
Uke 2:	A	5	7	5	3	2	0	3	2	-	-	3	-	-					
	E		-	-	-	-	-	-	-	3	1	-	0	-					
	C		-	-	-	-	-	-	-	-	-	-	-	-	2				

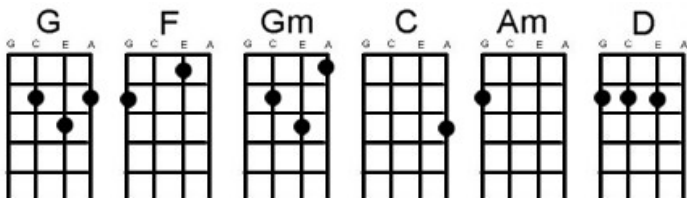
} X 2

[G] I once had a girl or should I say [F] she once had [G] me
[G] She showed me her room
Isn't it good [F] Norwegian [G] wood
She [Gm] asked me to stay
And she told me to sit any[C]where
So [Gm] I looked around and I noticed
There wasn't a [Am] chair [D] riff C2E0E2
[G] I sat on a rug biding my time [F] drinking her [G] wine
[G] We talked until two
And then she said [F] it's time for [G] bed

Repeat Intro

She [Gm] told me she worked in the morning
And started to [C] laugh
I [Gm] told her I didn't
And crawled off to sleep in the [Am] bath [D] riff C2E0E2
[G] And when I awoke I was alone [F] this bird had [G] flown
[G] So I lit a fire isn't it good [F] Norwegian [G] wood

Repeat Intro



Imagine - John Lennon


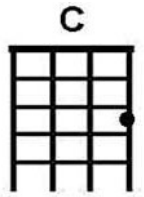
C Cmaj7 F
Imagine there's no heaven

C Cmaj7 F
It's easy if you try

C Cmaj7 F
No hell below us

C Cmaj7 F
Above us only sky

F Am Dm F G G7
Imagine all the people living for today.....



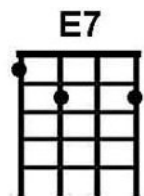
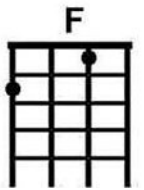
C Cmaj7 F
Imagine there's no countries

C Cmaj7 F
It isn't hard to do

C Cmaj7 F
Nothing to kill or die for

C Cmaj7 F
And no religion too

F Am Dm F G G7
Imagine all the people living life in peace.....You

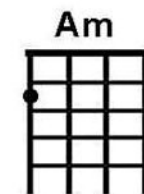


F G C E7
you may say I'm a dreamer,

F G C E7
but I'm not the only one

F G C E7
I hope some day you'll join us

F G C
And the world will live as one



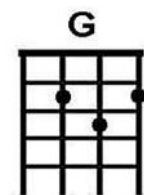
C Cmaj7 F
Imagine no possessions

C Cmaj7 F
I wonder if you can

C Cmaj7 F
No need for greed or hunger

C Cmaj7 F
A brotherhood of man

F Am Dm F G G7
Imagine all the people sharing all the world

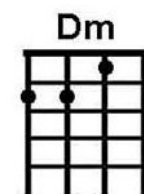


F G C E7
you may say I'm a dreamer,

F G C E7
but I'm not the only one

F G C E7
I hope some day you'll join us

F G C
And the world will live as one



LET IT BE – The Beatles

Intro: first 3 lines of verse – ukes only

When I [C] find myself in [G] times of trouble,
[Am] Mother Mary [F] comes to me
[C] Speaking words of [G] wisdom, let it [F] be [Em]↓ [Dm]↓ [C]
And [C] in my hour of [G] darkness, she is
[Am] standing right in [F] front of me
[C] Speaking words of [G] wisdom, let it [F] be [Em]↓ [Dm]↓ [C]

Let it [Am] be, let it [G] be, let it [F] be, let it [C] be,
Whisper words of [G] wisdom, let it [F] be [Em]↓ [Dm]↓ [C]

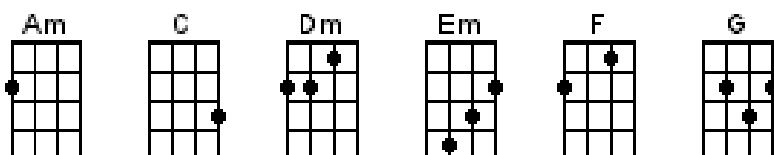
And [C] when the broken [G] hearted people,
[Am] living in the [F] world agree
[C] There will be an [G] answer, let it [F] be [Em]↓ [Dm]↓ [C]
But [C] though they may be [G] parted, there is
[Am] still a chance that [F] they will see
[C] There will be an [G] answer, let it [F] be [Em]↓ [Dm]↓ [C]

Let it [Am] be, let it [Em] be, let it [F] be, let it [C] be,
There will be an [G] answer, let it [F] be [Em]↓ [Dm]↓ [C]
Let it [Am] be, let it [G] be, let it [F] be, let it [C] be,
Whisper words of [G] wisdom, let it [F] be [Em]↓ [Dm]↓ [C]

Let it [Am] be, let it [Em] be, let it [F] be, let it [C] be,
Whisper words of [G] wisdom, let it [F] be [Em]↓ [Dm]↓ [C]

And [C] when the night is [G] cloudy, there is
[Am] still a light that [F] shines on me
[C] Shine until [G] tomorrow, let it [F] be [Em]↓ [Dm]↓ [C]
I [C] wake up to the [G] sound of music,
[Am] Mother Mary [F] comes to me
[C] Speaking words of [G] wisdom, let it [F] be [Em]↓ [Dm]↓ [C]

Let it [Am] be, let it [G] be, let it [F] be, yeah, let it [C] be,
There will be an [G] answer, let it [F] be [Em]↓ [Dm]↓ [C]
Let it [Am] be, let it [Em] be, let it [F] be, let it [C] be,
Whisper words of [G] wisdom, let it [F] be [Em]↓ [Dm]↓ [C]↓



Hey Jude Beatles

Hear this song at: <http://www.youtube.com/watch?v=YXG83p2nkHw>

From: Richard G's Ukulele Songbook www.scorpex.net/uke.htm

Hey [G] Jude don't make it [D] bad
Take a [D7] sad song and make it [G] better
Re[C]member to let her into your [G] heart
Then you can [D7] start to make it [G] better

Hey [G] Jude don't be a[D]fraid
You were [D7] made to go out and [G] get her
The [C] minute you let her under your [G] skin
Then you be[D7]gin to make it [G] better [G] [Gmaj7] [G7]

And any time you feel the [C] pain hey [Em] Jude re[Am]frain
Don't [Am7] carry the [D] world u[D7]pon your [G] shoulder [G] [Gmaj7] [G7]
For well you know that it's a [C] fool who [Em] plays it [Am] cool
By [Am7] making his [D] world a [D7] little [G] colder

[G] Na na na [G7]na na na na [D7]na na [G] [D7]

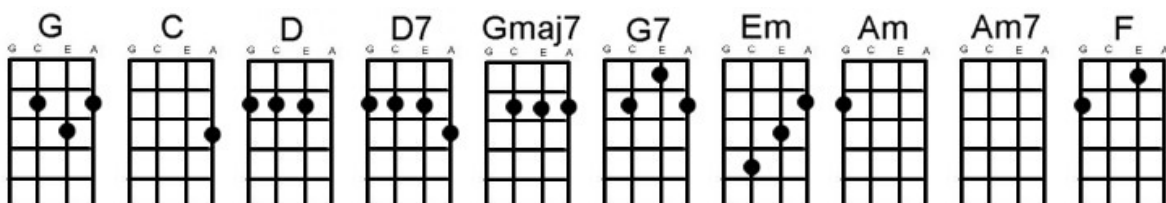
Hey [G] Jude don't let me [D] down
You have [D7] found her now go and [G] get her
Re[C] member to let her into your [G] heart
Then you can [D7] start to make it [G] better [G] [Gmaj7] [G7]

So let it out and let it [C] in hey [Em] Jude be[Am]gin
You're [Am7] waiting for [D] someone [D7] to per[G]form with [G] [Gmaj7] [G7]
But don't you know that it's just [C] you hey [Em] Jude you'll [Am] do
The [Am7] movement you [D] need is [D7] on your [G]shoulder

[G] Na na na [G7]na na na na [D7]na na

Hey [G] Jude don't make it [D] bad
Take a [D7] sad song and make it [G] better
Re[C]member to let her under your [G] skin
Then you can be[D7]gin to make it [G] better
Better better better better better...yeah!!

[G] Na na na [F] na na na na [C] na na na na hey [G]Jude (repeat)



I Should Have Known Better – The Beatles

Intro: G D G D G D G D

----- harmonica -----

G D G D

G D G D

I~~ should have known better with a girl like you

G D Em C D G D G

That I would love everything that you do and I do *hey-hey-hey* and I do

D G D G D G D G D

Who-oh-who-oh I~~ never rea-lized what a kiss could be

G D Em C B7

This could only happen to me can't you see can't you see~

Em C G B7 Em C G G7

That when I tell you that I love you *ohh* your gonna say you love me *too~~ ohh*

C D G Em C D G D G

And when I ask you to be *mii - iine~* you're gonna say you love me too

D G D G D G D G D

So-oh-oh I~~ should have realized a lot of things before

G D Em C D G D G D

If this is love you got to give me more give me more *hey-hey-hey* give me more

Instr: G D G D G D G D G D Em C D G D G

D G D G D G D G D

Who-oh-who-oh I~~ never rea-lized what a kiss could be

G D Em C B7

This could only happen to me can't you see can't you see~

Em C G B7 Em C G G7

That when I tell you that I love you *ohh* your gonna say you love me *too~~ ohh*

C D G Em C D G D G

And when I ask you to be *mii - iine~* you're gonna say you love me too

D G D G D G D G D G

You love me too you love me too you love me too

I Want To Hold Your Hand

The Beatles 1963

INTRO: / 1 2 3 4 /

[Bb] ↓↓ / **[C]** **[Bb]**↓↓ / **[C]** **[Bb]**↓↓ / **[C]** /

[C7] Oh yeah

[F] I'll, tell you **[C]** something **[Dm]** I think you'll under-**[A]**stand
When **[F]** I, say that **[C]** something **[Dm]** I wanna hold your **[A7]** hand
[Bb] I wanna **[C7]** hold your **[F]** hand **[Dm]**
[Bb] I wanna **[C7]** hold your **[F]** hand

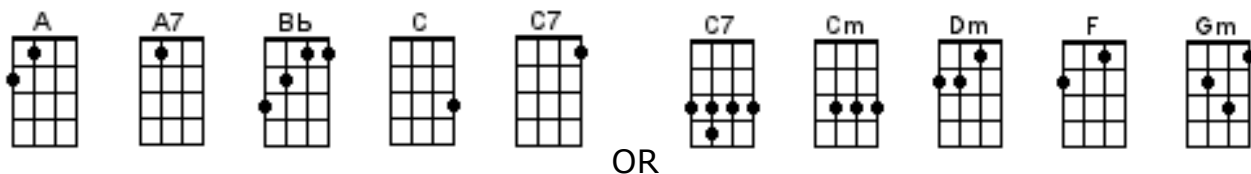
Oh **[F]** please, say to **[C]** me **[Dm]** you'll let me be your **[A]** man
And **[F]** please, say to **[C]** me **[Dm]** you'll let me hold your **[A7]** hand
[Bb] Oh let me **[C7]** hold your **[F]** hand **[Dm]**
[Bb] I wanna **[C7]** hold your **[F]** hand

[Cm] And when I **[F]** touch you I feel **[Bb]** happy in-**[Gm]**side
[Cm] It's such a **[F]** feeling that my **[Bb]** love
I can't **[C]** hide, **[Bb]** I can't **[C]** hide **[Bb]** I can't **[C]** hide **[C7]**

Yeah **[F]** you, got that **[C]** something **[Dm]** I think you'll under-**[A]**stand
When **[F]** I, say that **[C]** something **[Dm]** I wanna hold your **[A7]** hand
[Bb] I wanna **[C7]** hold your **[F]** hand **[Dm]**
[Bb] I wanna **[C7]** hold your **[F]** hand

[Cm] And when I **[F]** touch you I feel **[Bb]** happy in-**[Gm]**side
[Cm] It's such a **[F]** feeling that my **[Bb]** love
I can't **[C]** hide, **[Bb]** I can't **[C]** hide **[Bb]** I can't **[C]** hide **[C7]**

Yeah **[F]** you, got that **[C]** something **[Dm]** I think you'll under-**[A]**stand
When **[F]** I, feel that **[C]** something **[Dm]** I wanna hold your **[A7]** hand
[Bb] I wanna **[C7]** hold your **[F]** hand **[Dm]**
[Bb] I wanna **[C7]** hold your **[A]** hand
[Bb] I wanna **[C7]** hold your **[Bb]** hand **[F]**↓



YESTERDAY

The Beatles

[F] Yesterday

[Em] All my [A7] troubles seemed so [Dm] far away [Dm]↓[C]↓[Bb]
Now it [C] looks as though they're [F] here to stay
Oh [Dm] I be-[G]lieve in [Bb] yester-[F]day

[F] Suddenly

[Em] I'm not [A7] half the man I [Dm] used to be [Dm]↓[C]↓[Bb]
There's a [C] shadow hangin' [F] over me
Oh [Dm] yester-[G]day came [Bb] sudden-[F]ly

[Em] Why [A7] she [Dm] had [C] to [Bb] go
I don't [C] know, she [C7] wouldn't [F] say
[Em] I [A7] said [Dm] some-[C]thing [Bb] wrong
Now I [C] long for [C7] yester-[F]da-a-a-ay

[F] Yesterday

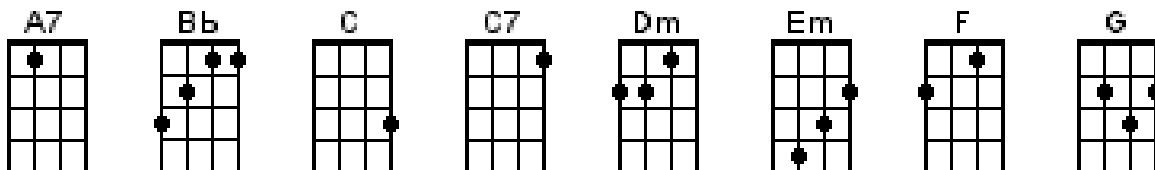
[Em] Love was [A7] such an easy [Dm] game to play [Dm]↓[C]↓[Bb]
Now I [C] need a place to [F] hide away
Oh [Dm] I be-[G]lieve in [Bb] yester-[F]day

[Em] Why [A7] she [Dm] had [C] to [Bb] go
I don't [C] know, she [C7] wouldn't [F] say
[Em] I [A7] said [Dm] some-[C]thing [Bb] wrong
Now I [C] long for [C7] yester-[F]da-a-a-ay

[F] Yesterday

[Em] Love was [A7] such an easy [Dm] game to play [Dm]↓[C]↓[Bb]
Now I [C] need a place to [F] hide away
Oh [Dm] I be-[G]lieve in [Bb] yester-[F]day

[Dm]↓hm↓hm [G]↓hm↓hm [Bb]↓hm [F]↓hm↓hm



PENNY LANE - The Beatles (1967)

1 2 3 4 /

[D]↓ [D]↓ [D]↓

In Penny [D] Lane there is a [Bm] barber showing [Em] photographs [A7]
Of ev'ry [D] head he's had the [Bm] pleasure to [Dm] know

And all the [Dm] people that come and [A#] go, stop and [A7] say hello [G]/[A7][G]

On the [D] corner is a [Bm] banker with a [Em] motor car [A7]

The little [D] children laugh at [Bm] him behind his [Dm] back

And the [Dm] banker never wears a [A#] mac, in the [A7] pouring rain

[G7]↓ Very [G7]↓ strange [G7]↓

Penny [C] Lane is in my [Em] ears and in my [F] eyes [F]

[C] There beneath the [Em] blue suburban [F] skies I sit and

[A7]↓ Mean-[A7]↓while [A7]↓ back

In Penny [D] Lane there is a [Bm] fireman with an [Em] hour glass [A7]

And in his [D] pocket is a [Bm] portrait of the [Dm] queen

He likes to [Dm] keep his fire engine [A#] clean, it's a [A7] clean machine

[G7]↓ [G7]↓ [G7]↓

Penny [C] Lane is in my [Em] ears and in my [F] eyes [F]

[C] Four of [Em] fish and finger [F] pies in summer

[A7]↓ Mean-[A7]↓while [A7]↓ back

Behind the [D] shelter in the [Bm] middle of a [Em] roundabout [A7]

The pretty [D] nurse is selling [Bm] poppies from a [Dm] tray

And though she [Dm] feels as if she's in a [A#] play, she is [A7] anyway [G]/[A7][G]

In Penny [D] Lane the barber [Bm] shaves another [Em] customer [A7]

We see the [D] banker sitting [Bm] waiting for a [Dm] trim

And then the [Dm] fireman rushes [A#] in, from the [A7] pouring rain

[G7]↓ Very [G7]↓ strange [G7]↓

Penny [C] Lane is in my [Em] ears and in my [F] eyes [F]

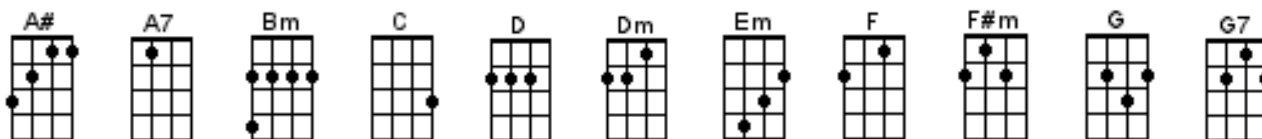
[C] There beneath the [Em] blue suburban [F] skies I sit and

[A7]↓ Mean-[A7]↓while [A7]↓ back

Penny [D] Lane is in my [F#m] ears and in my [G] eyes [G]

[D] There beneath the [F#m] blue suburban [G] skies

[G] 1 2 [G]↓ Penny [G]↓ Lane [D]↓



Something Beatles

Hear this song at: <http://www.youtube.com/watch?v=RT6xk-s-8ug> (play along in this key)

From: Richard G's Ukulele Songbook www.scorpex.net/uke.htm

[F] [Bb] [G] [C]

[C] Something in the way she [Cmaj7] moves

[C7] Attracts me like no other [F] lover [F] [Fmaj7]

[D] Something in the way she [G] moves me

[Am] I don't wanna leave her [C+] now

You [C] know I believe and [D7] how [F] [Bb] [G] [C]

[C] Somewhere in her smile she [Cmaj7] knows

[C7] That I don't need no other [F] lover [F] [Fmaj7]

[D] Something in her style that [G] shows me

[Am] I don't wanna leave her [C+] now

You [C] know I believe and [D7] how [F] [Bb] [G] [A]

[A] You're asking [C#m7] me will my love [F#m] grow [A]

I don't [D] know [G] I don't [A] know

[A] You stick a [C#m7] round now it may [F#m] show [A]

I don't [D] know [G] I don't [C] know

[C] Something in the way she [Cmaj7] knows

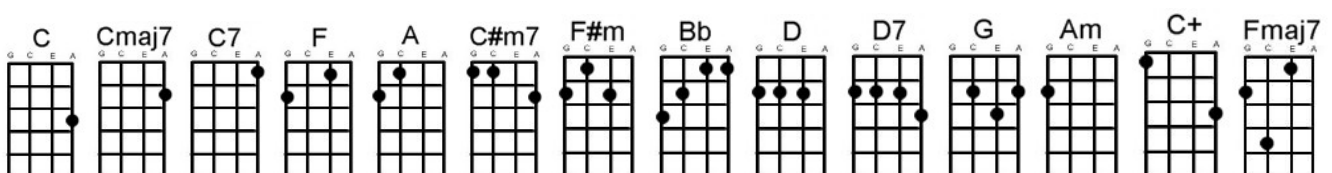
[C7] And all I have to do is [F] think of her [F] [Fmaj7]

[D] Something in the things she [G] shows me

[Am] I don't wanna leave her [C+] now

You [C] know I believe and [D7] how

[F] [Bb] [G] [A] [F] [Bb] [G] [C]



TWIST AND SHOUT – Phil Medley and Bert Berns

[A7]↓ / [D] [G] / [A] [A7] / [D] [G] / [A]

Well [A7] shake it up [D] baby, now ([G] shake it up [A] baby)
 [A7] Twist and [D] shout ([G] twist and [A] shout)
 C'mon, [A7] c'mon, c'mon, c'mon [D] baby, now ([G] c'mon, [A] baby)
 C'mon and [A7] work it on [D] out ([G] work it on [A] out)
 Well, [A7] work it on [D] out ([G] work it on [A] out)
 You know you [A7] look so [D] good ([G] look so [A] good)
 You know you [A7] got me [D] goin' now ([G] got me [A] goin')
 Just like you [A7] knew you [D] would (like I [G] knew you [A] would)

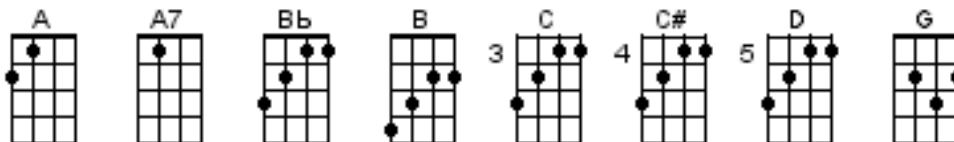
Well [A7] shake it up [D] baby, now ([G] shake it up [A] baby)
 [A7] Twist and [D] shout ([G] twist and [A] shout)
 C'mon, [A7] c'mon, c'mon, c'mon [D] baby, now ([G] c'mon, [A] baby)
 C'mon and [A7] work it on [D] out ([G] work it on [A] out)
 You know you [A7] twist it little [D] girl ([G] twist little [A] girl)
 You know you [A7] twist so [D] fine ([G] twist so [A] fine)
 C'mon and [A7] twist a little [D] closer now ([G] twist a little [A] closer)
 And let me [A7] know that you're [D] mine (let me [G] know you're [A] mine...)

	[D]	[G]	[A]	[A7]	
A-----	-----2-----5-----	-----4-----	-----2-----	-----0-----	
E-----	-----2-----2-----	-----3-----			
C-----					
G-----					X4
(timing)	1 + 2 + 3 + 4 +	1 + 2 + 3 + 4 +			

[A] Ahh----ahh----ahh----ahh---- Wow! (scream)

Well [A7] shake it up [D] baby, now ([G] shake it up [A] baby)
 [A7] Twist and [D] shout ([G] twist and [A] shout)
 C'mon, [A7] c'mon, c'mon, c'mon [D] baby, now ([G] c'mon, [A] baby)
 C'mon and [A7] work it on [D] out ([G] work it on [A] out)
 You know you [A7] twist it little [D] girl ([G] twist little [A] girl)
 You know you [A7] twist so [D] fine ([G] twist so [A] fine)
 C'mon and [A7] twist a little [D] closer now ([G] twist a little [A] closer)
 And let me [A7] know that you're [D] mine (let me [G] know you're [A] mine-oooo)

Well shake it, [A7] shake it, shake it [D] baby, now ([G] shake it up [A] baby)
 Well shake it, [A7] shake it, shake it [D] baby, now ([G] shake it up [A] baby)
 Well shake it, [A7] shake it, shake it [D] baby, now ([G] shake it up [A] baby)
 [A] Ahh----ahh----ahh----ahh [A]↓ [Bb]↓ [B]↓ [C]↓ [C#]↓ [D]↓



You've Got To Hide Your Love Away

Beatles

Hear this song at: <http://www.youtube.com/watch?v=jz7IjXu0DfQ> (play along in this key)

From: Richard G's Ukulele Songbook www.scorpex.net/Uke

[G] Here I [D] stand [F] head in [G] hand

[C] Turn my face to the [F/C] wa[C]ll

[G] If she's [D] gone I [F] can't go [G] on

[C] Feeling two foot [F/C] small [C] [D]

[G] Every[D]where [F] people [G] stare

[C] Each and every [F/C] da[C]y

[G] I can [D] see them [F] laugh at [G] me

[C] And I hear them [F] sa[C]y [D]

[G] Hey you've got to [C] hide your love aw[Dsus4]ay [D] [Asus4] [D]

[G] Hey you've got to [C] hide your love aw[Dsus4]ay [D] [Asus4] [D]

[G] How can [D] I [F] even [G] try [C] I can never [F/C] wi[C]n

[G] Hearing [D] them [F] seeing [G] them

[C] In the state I'm [F/C] i[C]n [D]

[G] How could [D] she [F] say to [G] me

[C] Love will find a [F/C] wa[C]y

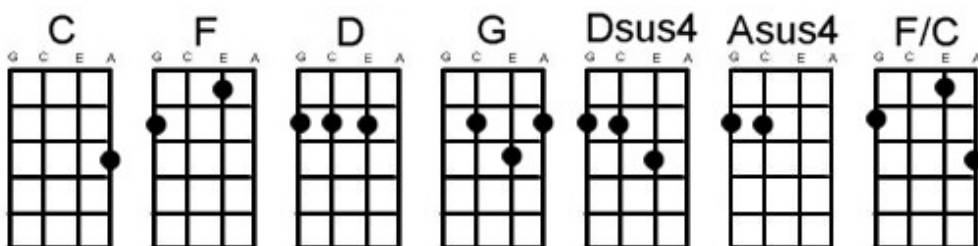
[G] Gather [D] round [F] all you [G] clowns

[C] Let me hear you [F/C] sa[C]y [D]

[G] Hey you've got to [C] hide your love aw[Dsus4]ay [D] [Asus4] [D]

[G] Hey you've got to [C] hide your love aw[Dsus4]ay [D] [Asus4] [D]

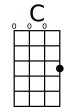
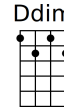
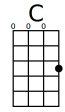
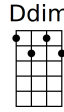
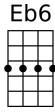
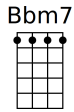
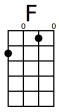
Outro: [G] [D] [F] [G] [C] [F] [C] [G] [D] [F] [G] [C] [F] [C]



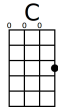
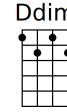
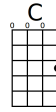
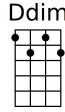
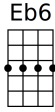
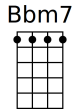
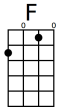
Michelle - The Beatles

Intro:

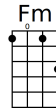
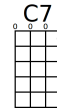
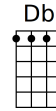
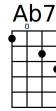
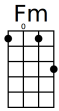
```
-----3-----3-----3-----3-----3--1-----2/3--3--
-----4-----4-----4-----4-----4-----1-----4--2/3--3--
--5-----4-----3-----2-----1-----0-----0-----
-----
```



Michelle, ma belle. These are words that go together well, My Michelle.



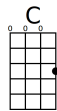
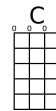
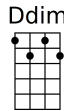
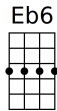
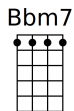
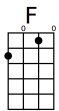
Michelle, ma belle. Sont des mots qui vont très bien ensemble, Très bien ensemble.



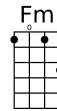
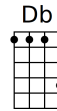
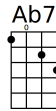
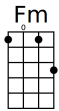
I love you, I love you, I love you... That's all I want to say. Until I find a way

(Intro riff)

I will say the only words I know that you'll understand.



Michelle, ma belle. Sont des mots qui vont très bien ensemble, Très bien ensemble.



I need to, I need to, I need to... I need to make you see, Oh, what you mean to me.

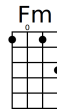
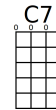
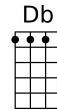
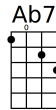
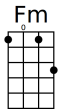
(Intro riff)

Until I do I'm hoping you will know what I mean.

Instrumental:

```
-----1h3--4~-----
--1--1h3--5~-----4~--3--3h4--6~-----1--1h3--4-----4p1-0~-----
-----3-----2--4~--2-----
-----
```

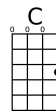
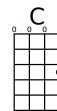
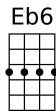
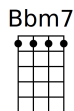
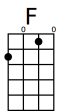
I love you...



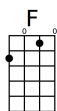
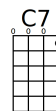
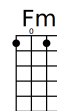
I want you, I want you, I want you... I think you know by now. I'll get to you somehow.

(Intro riff)

Until I do I'm telling you so you'll understand.



Michelle, ma belle. Sont des mots qui vont très bien ensemble, Très bien ensemble.



(Intro riff)

And I will say the only words I know that you'll understand...

My

Mi -

chelle

MICHELLE

LENNON - MCCARTNEY

AM AMJ7 AM7 AM6 FMAJ7 E **A** A

The first system of guitar tablature consists of two staves. The first staff has a red '4' above the first fret and a red '4' below the first fret. The notes are: 0, 2, 1, 1, 1, 0, 1, 1, 0, 1, 3, 4, 2, 0, 1, 2, 2, 0, 2, 4. The second staff has notes: 0, 2, 2, 4, 0, 2, 0, 2, 2.

DM7 G GM F#DIM B7 E B7 1. E

The second system of guitar tablature consists of two staves. The first staff has notes: 0, 2, 3, 1, 0, 2, 0, 0, 0, 3, 2, 2, 4, 1, 2, 0, 2, 0, 1, 0, 2, 2. The second staff has notes: 0, 2, 2, 0, 1, 2, 2, 2, 0, 2, 2, 2, 0, 2, 4. There is a first ending bracket over the last three measures.

2. E **B** AM C7 F/A C7 F

The third system of guitar tablature consists of two staves. The first staff has notes: 0, 1, 1, 5, 5, 5, 5, 5, 5, 7, 5, 0, 0, 1, 0, 1, 1, 1, 1. The second staff has notes: 0, 0, 2, 4, 0, 0, 0, 0, 0, 0, 2, 0, 3, 1, 0, 3, 1, 3, 0, 1. There are triplets under the first three notes of the second staff.

E AM E AM DM AM AMJ7 AM7 AM6 FJ7

The fourth system of guitar tablature consists of two staves. The first staff has notes: 0, 3, 0, 5, 0, 3, 3, 1, 1, 3, 0, 0, 0, 0, 0, 0, 0, 0, 0, 0, 0, 0, 3, 1. The second staff has notes: 0, 4, 0, 0, 0, 2, 3, 0, 0, 0, 0, 0, 4, 4, 0, 0, 0, 0, 0, 0, 0, 0, 0, 0.

1. E 2. E **C** AM E7 AM D DM6 AM DM6

The fifth system of guitar tablature consists of two staves. The first staff has notes: 0, 0. The second staff has notes: 0, 1, 2, 2, 0, 1, 2, 2, 3, 1, 0, 1, 0, 2, 3, 0, 1, 2, 3, 0, 1, 2, 0, 2. There is a second ending bracket over the last three measures.

E **D** A DM G7 F#DIM

The sixth system of guitar tablature consists of two staves. The first staff has notes: 1, 2, 0, 2, 2, 0, 2, 3, 0, 1, 2, 1, 0, 0, 1, 3, 0, 2, 2, 0, 1, 2, 1, 4. The second staff has notes: 0, 0.

E D#DIM 1. E7 2. E

The seventh system of guitar tablature consists of two staves. The first staff has notes: 1, 2, 4, 5, 7, 0, 1, 2, 4, 1, 2, 0, 1, 2, 1. The second staff has notes: 0, 0. There are triplets under the first three notes of the second staff.

Mother Nature's Son

Lennon-McCartney 1968 (The Beatles)

INTRO: / 1 2 / 1 2 / [C]/[Csus4]/[Csus4]/[C]/

[C] Born a [Csus4] poor young country [C] boy
[Am] Mother [Cmaj7] Nature's [D7] son [D7]
[G] All day long I'm sitting singing songs for every-[C]one [Cm]/[F]/[C]/
[C]/[Cm]/[F]/[C]/

[C] Sit be-[Csus4]side a mountain [C] stream
[Am] See her [Cmaj7] waters [D7] rise [D7]
[G] Listen to the pretty sound of music as she [C] flies [Cm]/[F]/[C] ↓ Doo-doo

[C] Doo, doo [C] doo, doo [F] doo-doo, doo-n-[C]doo
[C] Doo, doo [C] doo, doo [F] doo-doo, doo-n-[C]doo [Cmaj7]
[C7] Doo-doo-doo [C7] doo-doo, doo-doo [F] doo-doo [Fm] yeah-yeah [C] yeah [C]

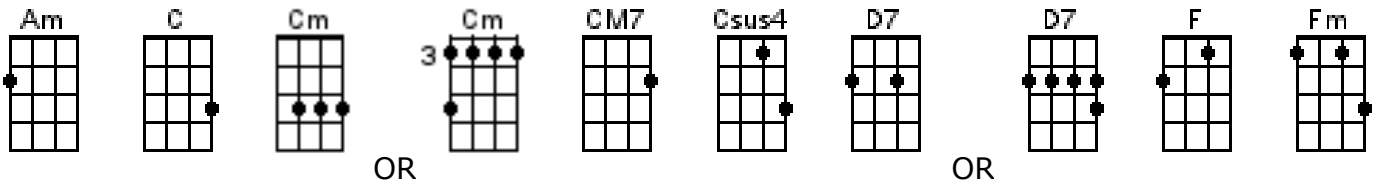
[C] Find me [Csus4] in my field of [C] grass
[Am] Mother [Cmaj7] Nature's [D7] son [D7]
[G] Swaying daisies sing a lazy song beneath the [C] sun [Cm]/[F]/[C] ↓ Doo-doo

[C] Doo, doo [C] doo, doo [F] doo-doo, doo-n-[C]doo
[C] Doo, doo [C] doo, doo [F] doo-doo, doo-n-[C]doo [Cmaj7]
[C7] Doo-doo-doo [C7] doo-doo, doo-doo [F] doo-doo [Fm] yeah-yeah [C] yeah [C]

INSTRUMENTAL VERSE:

[C] Born a [Csus4] poor young [Csus4] country [C] boy
[Am] Mother [Cmaj7] Nature's [D7] son [D7]
[G] All day [G] long I'm [G] sitting singing [G] songs for every-[C]one [Cm]/[F]/[C]/

[C] Aah-[Cm]aah [F] Mother Nature's [C] son
[C] Aah-[Cm]aah [F] Mother Nature's [C] ↓ son



www.bytownukulele.ca

All My Loving

Beatles

Hear this song at: <http://www.youtube.com/watch?v=gWvurnpKjE4>

From: Richard G's Ukulele Songbook www.scorpex.net/Uke

Intro: [C] [G] [C]

Close your [Dm] eyes and I'll [G7] kiss you

To[C]morrow I'll [Am] miss you

Re[F]member I'll [Dm] always be [Bb] true [G7]

And then [Dm] while I'm a[G7]way

I'll write [C] home ev'ry [Am] day

And I'll [F] send all my [G7] loving to [C] you

I'll pre[Dm]tend that I'm [G7] kissing

The [C] lips I am [Am] missing

And [F] hope that my [Dm] dreams will come [Bb] true [G7]

And then [Dm] while I'm [G7] away

I'll write [C] home ev'ry [Am] day

And I'll [F] send all my [G7] loving to [C] you

[C] All my [Am/C] loving [C+] I will send to [C] you

[C] All my [Am/C] loving [C+] darling I'll be [C] true

Instrumental: [F] [C] [Dm] [G7] [C]

Close your [Dm] eyes and I'll [G7] kiss you

To[C]morrow I'll [Am] miss you

Re[F]member I'll [Dm] always be [Bb] true [G7]

And then [Dm] while I'm a[G7]way

I'll write [C] home ev'ry [Am] day

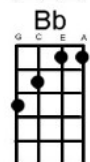
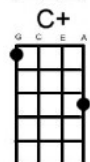
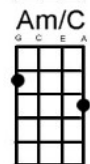
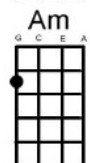
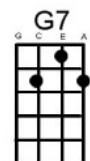
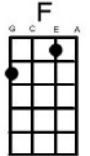
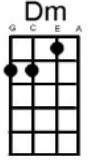
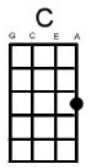
And I'll [F] send all my [G7] loving to [C] you

All my [Am/C] loving [C+] I will send to [C] you

All my [Am/C] loving [C+] darling I'll be [C] true

All my [Am/C] loving all my [C] loving ooh

All my [Am/C] loving I will send to [C] you



FROM ME TO YOU - The Beatles

Da-da [C] da da-da dun dun [Am] da
Da-da [C] da da-da dun dun [Am] da

If there's [C] anything that you [Am] want,
If there's [C] anything I can [G7] do
Just [F] call on me, and I'll [Am] send it along,
With [C] love from [G] me to [C] you

I got [C] everything that you [Am] want,
Like a [C] heart that's oh so [G7] true
Just [F] call on me, and I'll [Am] send it along,
With [C] love from [G] me to [C] you

I got [Gm] arms that long to [C] hold you,
And [F] keep you by my side
I got [D] lips that long to [D7] kiss you,
And [G] keep you satis-[G7]fied oooo

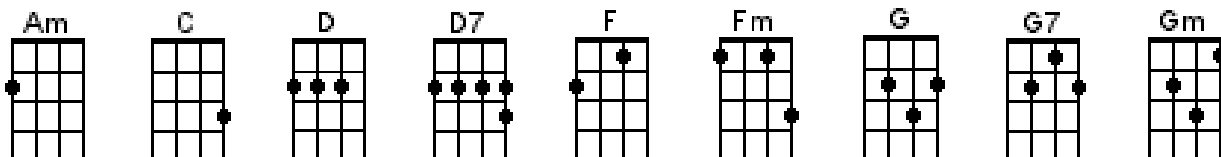
If there's [C] anything that you [Am] want,
If there's [C] anything I can [G7] do
Just [F] call on me, and I'll [Am] send it along,
With [C] love from [G] me to [C] you

Da-da [C] da da-da dun dun [Am] da **(from me)**
Da-da [C] da da-da dun dun [G7] da **(to you)**
Just [F] call on me, and I'll [Am] send it along,
With [C] love from [G] me to [C] you

I got [Gm] arms that long to [C] hold you,
And [F] keep you by my side
I got [D] lips that long to [D7] kiss you,
And [G] keep you satis-[G7]fied oooo

If there's [C] anything that you [Am] want,
If there's [C] anything I can [G7] do
Just [F] call on me, and I'll [Am] send it along,
With [C] love from [G] me to [C] you

To [Am] you! To [Fm] you! Da-da [C] da da-da dun dun [Am]↓ da



'Ukulele: Most Commonly Used Triads and Sevenths from Major Scales

I	ii	ii7	ii7	iii	IV	V	V7	vi	vii°