

Beatles II Class Medley

(Anne Ku's Beatles Pluck, Strum, Riff Class Winter 2022)

INTRO Count 1 2 3 4 5 6

Uke 1: C Bb C

Uke 2: A | - - - 0 - - | - - - - - - | - - - - - - | - - - - - - : |
 . E | 3 - - - 3 1 | 0 - - - 1 0 | - - - - 1 - | - - - - - - : |
 . C | - - - - - - | - - - 2 - - | 0 - - - - - | - - - - - - : |
 . G | - - - - - - | - - - - - - | - - - 3 - 2 | 0 - - - - - : |

C Bb F C
 I once had a girl or should I say she once had me

C Bb F C
 She showed me her room, isn't it good Norwegian wood

Cm F
 She asked me to stay and she told me to sit anywhere

Cm Dm G7
 So I looked around and I noticed there wasn't a chair

C Bb F C
 I sat on a rug biding my time drinking her wine

C Bb F C
 We talked until two and then she said it's time for bed

(end note = start note of next song = G)

C | D | Em
 1, 2, 3, 4 | 1, 2, 3, 4 | 1, 2, 3, 4 | 1, 2

(sing g)

--- --- | Em . . . | A . . . | D . . . | Bm . . .
 Close your eyes— and I'll kiss you, to-mor—row I'll miss you

. | G . . . | Em . . . | C . . . | A7 .
 Re-mem—ber I'll al—ways be true—

. . | Em . . . | A . . . | D . . . | Bm . . .
 And then while— I'm a-way— I'll write home— ever-y day-ay

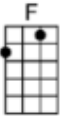

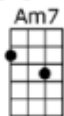

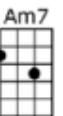
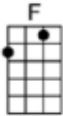
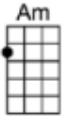
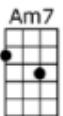

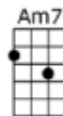
. | G . . . | A . . . | D . . . | D\ ---
 And I'll send— all my lov-ing— to you—

— -- |Em . . . |A . . . |D . . . |Bm . . .
 I'll pre-tend that I'm kiss-ing— the lips— I am miss-ing
 . |G . . . |Em . . . |C . . . |A7 .
 and hope— that my dreams— will come true——
 . . |Em . . . |A . . . |D . . . |Bm . . .
 And then while— I'm a-way— I'll write home— ever-y day-ay
 . |G . . . |A . . . |D . . . |D\ ---
 And I'll send— all my lov-ing— to you——

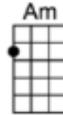
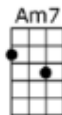
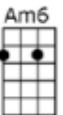
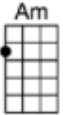
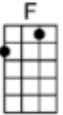
(end note = D ; start note of next song = G)

Chorus: G . C . | D . . . |
 Lucy in the sky-y with dia-monds
 G . C . | D . . . |
 Lucy in the sky-y with dia-monds
 G . C . | D . . . |
 Lucy in the sky-y with dia-monds,

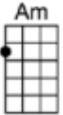
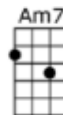
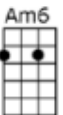
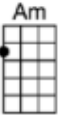
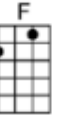
(end note = start note of next song = A)

Ah, look at all the lonely people.... Ah, look at all the lonely people....

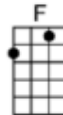

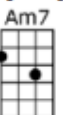
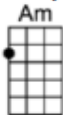
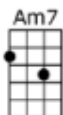
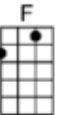
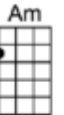
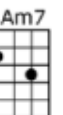







Eleanor Rigby, died in the church and was buried a-long with her name, nobody came

Father McKenzie, wiping the dirt from his hands as he walks from the grave, no one was saved.

CHORUS (All the lonely people...)

Ah, look at all the lonely people.... Ah, look at all the lonely people....

TRANSITION CHORD: A7

Be - cause you're sweet and love - ly, girl, I love you. Be-
 want you in the morn - ing, girl, I love you. I

cause you're sweet and love - ly, girl, it's true. I
 want you at the mo - ment I feel blue. I'm

love you more than ev - er girl, I do.
 liv - ing ev - 'ry mo - ment girl, for you. I

"For you blue" solo

Transition to D7 (for G) or G

G

F C G

A | -5-----7-5-3- | -2-----0-3-2- | -----3----- | | ----- : |
 E | ----- | ----- | -3-----1-0- | | ----- : |
 C | ----- | ----- | ----- | | -2----- : |
 G | ----- | ----- | ----- | | ----- : |

1 2 3 4 5 6 1 2 3 4 5 6 1 2 3 4 5 6 1 2 3 4 5 6

Instrumental introduction (repeat)

She told me she worked in the morn-ing and start-ed to laugh
 I told her I did-n't then crawled off to sleep in the bath!

And when I a-woke I was a-lone this bird had flown
 So I lit a fire is-n't it good Nor-we-gian wood

(repeat Norwegian Wood instrumental intro)

instrumental (if can't reach top notes)

Ah look at all those lone - ly peo - ple

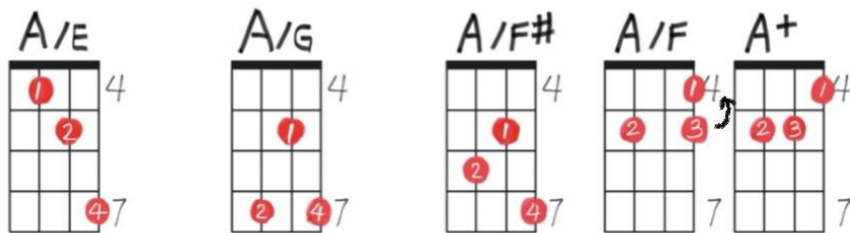
OR

Ah look at all those lone - ly peo - ple

Em . . . | . . . | . . . | **C** . . . |
 Elea-nor Rigby— picks up the rice in the church where her wedding has been—
 Lives in a dre-**Em**—eam—
Em . . . | . . . | . . . | **C** . . . |
 Waits at the window— wearing the face that she keeps in a jar by the door—
 Who is it fo—**Em**—or—?

Chorus: Em7 . . . | **Em6** . . . | **C** . . . | **Em** . . . |
 All the lone-ly peo-ple— where do— they all come from—?
Em7 . . . | **Em6** . . . | **C** . . . | **Em** . . . |
 All the lone-ly peo-ple— where do— they all be-long—?

INSTRUMENTAL



p i m

p m i

p i m

p m i

REPEAT

Musical notation for the instrumental section. It features a treble clef, a key signature of one sharp (F#), and a 3/4 time signature. The melody consists of quarter notes: A4, G4, F#4, E4, D4, C4, B3, A3. The bass line consists of quarter notes: D3, E3, F3, G3, A3, B3, C4, D4. Above the treble staff are five chord diagrams for A, A/G, A/F#, A/F, and A+ with 4-fret extensions. Below the bass staff are fingerings: 1, 2, 4, 2, 4, 1, 2, 1, 4, 2, 3, 1, 3. The word 'p' (piano) is written below the notes.

A . . . | A/g . . . | F#m . . . | A+ . . . | A . . . | A/g . . . | F#m . . . | F . . . | . . . |
 A ---0---7---|---7---0---|---0---7---|---5 4 0---|---0---7---|---7---0---|---0---7---|---3---3---| . . . |
 E -0-----|---3-----|---2-----|---1-----|---0-----|---3-----|---2-----|---1-----| 1-----|
 Pic-ture your-self in a boat on a river with tan-ger-ine trees and mar-ma-lade skies-----

A . . . | A/g . . . | F#m . . . | A+ . . . | A . . . | A/g . . . | F#m . . . | . . . | Dm . . . | . . . |
 A ---0---7---|---7---0---|---0---7---|---5 4 0---|---0---7---|---7---0---|---0---7---|---0---0---|---8---8---8---|
 E -0-----|---3-----|---2-----|---1-----|---0-----|---3-----|---2-----|---2-----|---5---5---5---|
 Some-bod-y calls you, you an-swer quite slow-ly, a girl with ka-lei-do-scope eyes-----

Bb . . | . . . | C . . | . . . | F . . | . . . | Bb . . | . . . |
 News-pap-er tax-is ap-pear on the shore, wait-ing to take you a-way----- ay,
 C . . | . . . | G . . | . . . | D\ . . . |
 Climb in the back with your head in the clouds and you're gone.....

(end note = A = start note of intro)

The first section of music is in 4/4 time. The guitar part consists of a treble clef staff with a key signature of one flat and a bass clef staff with a key signature of one flat. The treble staff shows a melodic line starting on a quarter rest, followed by eighth notes G4, A4, Bb4, and a half note C5. The bass staff shows a bass line starting on a quarter rest, followed by eighth notes G2, A2, Bb2, and a half note C3. Above the treble staff are four guitar chord diagrams: F (x33211), Eb (x33210), G (x32033), and C (x32010).

(end on D chord, before Coda: Outro)

C Cmaj7 . . C7 F . .
 Something in the way she moves At-tracts me like no oth-er lov-er
 D G . .
 Something in the way she woos me
 Am C+ . .
 I don't want to leave her now
 C D . F . Eb\ . G\ .
 You know I be-lieve in how

C Cmaj7 . . C7 F . .
 Somewhere in her smile she knows that I don't need no oth-er lov-er
 D G . .
 Something in her style that shows me
 Am C+ . .
 I don't want to leave her now
 C D . F . Eb\ G\ A . . . | .
 You know I be-lieve in how

Coda: Outro

The Coda: Outro section is in 4/4 time. The guitar part consists of a treble clef staff with a key signature of one flat and a bass clef staff with a key signature of one flat. The treble staff shows a melodic line starting on a quarter rest, followed by eighth notes G4, A4, Bb4, and a half note C5. The bass staff shows a bass line starting on a quarter rest, followed by eighth notes G2, A2, Bb2, and a half note C3. Above the treble staff are five guitar chord diagrams: F (x33211), Eb (x33210), G (x32033), A (x02020), and C (x32010). The section is marked with a '9' at the beginning.